

MINUTES OF THE CITY COUNCIL COMMITTEE
TUESDAY, SEPTEMBER 5, 2023

23-0049

PARK, TRAILS, AND THE ENVIRONMENT
CITY COUNCIL CHAMBER, CITY HALL/VIDEO CONFERENCE
COUNCILMEMBER KATHY STEWART, PRESIDING

PRESENT: [7] Stewart, *Moreno, West (**9:21 a.m.), Arnold, Narvaez, *Bazaldua,
Blackmon (**9:17 a.m.)

ABSENT: [0]

The meeting was called to order at 9:10 a.m. with a quorum of the committee present.

The meeting agenda, posted in accordance with Chapter 551, "OPEN MEETINGS," of the Texas Government Code, was presented.

The meeting recessed at 9:25 a.m. and reconvened to open session at 9:35 a.m.

After all business properly brought before the committee had been considered, the meeting adjourned at 11:13 a.m.

Chair

ATTEST:

City Secretary Staff

Date Approved

The agenda is attached to the minutes of this meeting as EXHIBIT A.

The actions taken on each matter considered by the committee are attached to the minutes of this meeting as EXHIBIT B.

The briefing materials are attached to the minutes of this meeting as EXHIBIT C.

***Note: Members of the Committee participated in this meeting by video conference.**

**** Note: Indicates arrival time after meeting called to order/reconvened.**

MINUTES OF THE CITY COUNCIL COMMITTEE
TUESDAY, SEPTEMBER 5, 2023

EXHIBIT A

RECEIVED

2023 AUG 31 PM 3: 55

**CITY SECRETARY
DALLAS, TEXAS**

City of Dallas

*1500 Marilla Street
Council Chambers, 6th Floor
Dallas, Texas 75201*

Public Notice

2 3 0 7 5 0

POSTED CITY SECRETARY
DALLAS, TX



Parks, Trails, and the Environment Committee

September 5, 2023

9:00 AM

(For General Information and Rules of Courtesy, Please See Opposite Side.)
(La Información General Y Reglas De Cortesía Que Deben Observarse
Durante Las Asambleas Del Consejo Municipal Aparecen En El Lado Opuesto, Favor De Leerlas.)

2023 CITY COUNCIL APPOINTMENTS

COUNCIL COMMITTEE	
ECONOMIC DEVELOPMENT Atkins (C), Narvaez (VC), Arnold, Bazaldua, Ridely, Stewart, West	GOVERNMENT PERFORMANCE AND FINANCIAL MANAGEMENT West (C), Blackmon (VC), Mendelsohn, Moreno, Resendez
HOUSING AND HOMELESSNESS SOLUTIONS Moreno (C), Mendelsohn (VC), Gracey, West, Willis	PARKS, TRAILS, AND THE ENVIRONMENT Stewart (C), Moreno (VC), Arnold, Bazaldua, Blackmon, Narvaez, West
PUBLIC SAFETY Mendelsohn (C), Stewart (VC), Atkins, Moreno, Willis	QUALITY OF LIFE, ARTS, AND CULTURE Bazaldua (C), Resendez (VC), Blackmon, Gracey, Ridely, Schultz, Willis
TRANSPORTATION AND INFRASTRUCTURE Narvaez (C), Gracey (VC), Atkins, Mendelsohn, Resendez, Schultz, Stewart	WORKFORCE, EDUCATION, AND EQUITY Schultz (C), Arnold (VC), Bazaldua, Blackmon, Resendez, Ridley, Willis
AD HOC COMMITTEE ON ADMINISTRATIVE AFFAIRS Atkins (C), Mendelsohn, Moreno,	AD HOC COMMITTEE ON GENERAL INVESTIGATING AND ETHICS Mendelsohn (C), Gracey, Johnson, Schultz, Stewart
AD HOC JUDICIAL NOMINATIONS Ridley (C), Resendez, West	AD HOC LEGISLATIVE AFFAIRS Mendelsohn (C), Atkins, Gracey, Narvaez, Stewart
AD HOC COMMITTEE ON PENSIONS Atkins (C), Blackmon, Mendelsohn, Moreno, Resendez, Stewart, West, Willis	AD HOC COMMITTEE ON PROFESSIONAL SPORTS RECRUITMENT AND RETENTION Gracey (C), Blackmon, Johnson, Moreno, Narvaez, Resendez, Schultz

(C) – Chair, (VC) – Vice Chair

Note: A quorum of the Dallas City Council may attend this Council Committee meeting.

General Information

The Dallas Council Committees regularly meet on Mondays beginning at 9:00 a.m. and 1:00 p.m. in the Council Chambers, 6th floor, City Hall, 1500 Marilla. Council Committee agenda meetings are broadcast live on bit.ly/cityofdallastv and on Time Warner City Cable Channel 16.

Sign interpreters are available upon request with a 48-hour advance notice by calling (214) 670-5208 V/TDD. The City of Dallas is committed to compliance with the Americans with Disabilities Act. **The Council agenda is available in alternative formats upon request.**

If you have any questions about this agenda or comments or complaints about city services, call 311.

Rules of Courtesy

City Council meetings bring together citizens of many varied interests and ideas. To insure fairness and orderly meetings, the Council has adopted rules of courtesy which apply to all members of the Council, administrative staff, news media, citizens and visitors. These procedures provide:

- That no one shall delay or interrupt the proceedings, or refuse to obey the orders of the presiding officer.
- All persons should refrain from private conversation, eating, drinking and smoking while in the Council Chamber.
- Posters or placards must remain outside the Council Chamber.
- No cellular phones or audible beepers allowed in Council Chamber while City Council is in session.

"Citizens and other visitors attending City Council meetings shall observe the same rules of propriety, decorum and good conduct applicable to members of the City Council. Any person making personal, impertinent, profane or slanderous remarks or who becomes boisterous while addressing the City Council or while attending the City Council meeting shall be removed from the room if the sergeant-at-arms is so directed by the presiding officer, and the person shall be barred from further audience before the City Council during that session of the City Council. If the presiding officer fails to act, any member of the City Council may move to require enforcement of the rules, and the affirmative vote of a majority of the City Council shall require the presiding officer to act." Section 3.3(c) of the City Council Rules of Procedure.

Información General

Los Comités del Concejo de la Ciudad de Dallas se reúnen regularmente los lunes en la Cámara del consejo en el sexto piso del Ayuntamiento, 1500 Marilla, a partir de las 9:00 a.m. y la 1:00 p.m. Las reuniones de la agenda del Comité del Consejo se transmiten en vivo por la estación de bit.ly/cityofdallastv y por cablevisión en la estación *Time Warner City Cable Canal 16*.

Intérpretes para personas con impedimentos auditivos están disponibles si lo solicita con 48 horas de anticipación llamando al (214) 670-5208 (aparato auditivo V/TDD). La Ciudad de Dallas se esfuerza por cumplir con el decreto que protege a las personas con impedimentos, *Americans with Disabilities Act*. **La agenda del Ayuntamiento está disponible en formatos alternos si lo solicita.**

Si tiene preguntas sobre esta agenda, o si desea hacer comentarios o presentar quejas con respecto a servicios de la Ciudad, llame al 311.

Reglas de Cortesía

Las asambleas del Ayuntamiento Municipal reúnen a ciudadanos de diversos intereses e ideologías. Para asegurar la imparcialidad y el orden durante las asambleas, el Ayuntamiento ha adoptado ciertas reglas de cortesía que aplican a todos los miembros del Ayuntamiento, al personal administrativo, personal de los medios de comunicación, a los ciudadanos, y a visitantes. Estos reglamentos establecen lo siguiente:

- Ninguna persona retrasará o interrumpirá los procedimientos, o se negará a obedecer las órdenes del oficial que preside la asamblea.
- Todas las personas deben abstenerse de entablar conversaciones, comer, beber y fumar dentro de la cámara del Ayuntamiento.
- Anuncios y pancartas deben permanecer fuera de la cámara del Ayuntamiento.
- No se permite usar teléfonos celulares o enlaces electrónicos (*paggers*) audibles en la cámara del Ayuntamiento durante audiencias del Ayuntamiento Municipal

"Los ciudadanos y visitantes presentes durante las asambleas del Ayuntamiento Municipal deben de obedecer las mismas reglas de comportamiento, decoro y buena conducta que se aplican a los miembros del Ayuntamiento Municipal. Cualquier persona que haga comentarios impertinentes, utilice vocabulario obsceno o difamatorio, o que al dirigirse al Ayuntamiento lo haga en forma escandalosa, o si causa disturbio durante la asamblea del Ayuntamiento Municipal, será expulsada de la cámara si el oficial que este presidiendo la asamblea así lo ordena. Además, se le prohibirá continuar participando en la audiencia ante el Ayuntamiento Municipal. Si el oficial que preside la asamblea no toma acción, cualquier otro miembro del Ayuntamiento Municipal puede tomar medidas para hacer cumplir las reglas establecidas, y el voto afirmativo de la mayoría del Ayuntamiento Municipal precisará al oficial que este presidiendo la sesión a tomar acción." Según la sección 3.3 (c) de las reglas de procedimientos del Ayuntamiento.

Handgun Prohibition Notice for Meetings of Governmental Entities

"Pursuant to Section 30.06, Penal Code (trespass by license holder with a concealed handgun), a person licensed under Subchapter H, Chapter 411, Government Code (handgun licensing law), may not enter this property with a concealed handgun."

"De acuerdo con la sección 30.06 del código penal (ingreso sin autorización de un titular de una licencia con una pistola oculta), una persona con licencia según el subcapítulo h, capítulo 411, código del gobierno (ley sobre licencias para portar pistolas), no puede ingresar a esta propiedad con una pistola oculta."

"Pursuant to Section 30.07, Penal Code (trespass by license holder with an openly carried handgun), a person licensed under Subchapter H, Chapter 411, Government Code (handgun licensing law), may not enter this property with a handgun that is carried openly."

"De acuerdo con la sección 30.07 del código penal (ingreso sin autorización de un titular de una licencia con una pistola a la vista), una persona con licencia según el subcapítulo h, capítulo 411, código del gobierno (ley sobre licencias para portar pistolas), no puede ingresar a esta propiedad con una pistola a la vista."

"Pursuant to Section 46.03, Penal Code (places weapons prohibited), a person may not carry a firearm or other weapon into any open meeting on this property."

"De conformidad con la Sección 46.03, Código Penal (coloca armas prohibidas), una persona no puede llevar un arma de fuego u otra arma a ninguna reunión abierta en esta propiedad."

The City Council Parks, Trails, and the Environment Meeting will be held by videoconference and in the Council Chambers, 6th Floor at City Hall.

The public is encouraged to attend the meeting virtually; however, City Hall is available for those wishing to attend the meeting in person following all current pandemic-related public health protocols.

The following videoconference link is available to the public to listen to the meeting and Public Affairs and Outreach will also stream the Environment and Sustainability Committee on Spectrum Cable Channels 16 (English) and 95 (Spanish) and at bit.ly/cityofdallastv.

<https://dallascityhall.webex.com/dallascityhall/j.php?MTID=me8328ebe0303974b1b3448bc5dbc0f44>

Call to Order

MINUTES

1. 23-2203 Approval of the June 6, 2023 Environment & Sustainability Committee Minutes

Attachments: Minutes

BRIEFING ITEMS

- A. 23-2275 2023 National Park and Recreation Association Conference Highlights
[Keisha Randle, Superintendent - NRPA Conference Co-Chair]

Attachments: Presentation

- B. 23-2204 Park and Trails Bond Update
[Chris Turner-Noteware, Assistant Director, Park and Recreation]

Attachments: Presentation

- C. 23-2205 Dallas Urban Heat Island Mapping Study
[Maritza Figy, Climate Coordinator, Office of Environmental Quality & Sustainability]

Attachments: Presentation

- D. 23-2206 Dallas Community Air Management Program (D-CAMP) Update
[Kevin Overton, Senior Environmental Coordinator, Office of Environmental Quality & Sustainability]

Attachments: Presentation

- E. 23-2207 Environmental Commission Update
[Kathryn Bazan, Chair, Environmental Commission]

ADJOURNMENT

EXECUTIVE SESSION NOTICE

A closed executive session may be held if the discussion of any of the above agenda items concerns one of the following:

1. seeking the advice of its attorney about pending or contemplated litigation, settlement offers, or any matter in which the duty of the attorney to the City Council under the Texas Disciplinary Rules of Professional Conduct of the State Bar of Texas clearly conflicts with the Texas Open Meetings Act. [Tex. Govt. Code §551.071]
2. deliberating the purchase, exchange, lease, or value of real property if deliberation in an open meeting would have a detrimental effect on the position of the city in negotiations with a third person. [Tex. Govt. Code §551.072]
3. deliberating a negotiated contract for a prospective gift or donation to the city if deliberation in an open meeting would have a detrimental effect on the position of the city in negotiations with a third person. [Tex. Govt. Code §551.073]
4. deliberating the appointment, employment, evaluation, reassignment, duties, discipline, or dismissal of a public officer or employee; or to hear a complaint or charge against an officer or employee unless the officer or employee who is the subject of the deliberation or hearing requests a public hearing. [Tex. Govt. Code §551.074]
5. deliberating the deployment, or specific occasions for implementation, of security personnel or devices. [Tex. Govt. Code §551.076]
6. discussing or deliberating commercial or financial information that the city has received from a business prospect that the city seeks to have locate, stay or expand in or near the city and with which the city is conducting economic development negotiations; or deliberating the offer of a financial or other incentive to a business prospect. [Tex Govt. Code §551.087]
7. deliberating security assessments or deployments relating to information resources technology, network security information, or the deployment or specific occasions for implementations of security personnel, critical infrastructure, or security devices. [Tex Govt. Code §551.089]

MINUTES OF THE CITY COUNCIL COMMITTEE
TUESDAY, SEPTEMBER 5, 2023

EXHIBIT B

OFFICIAL ACTION OF THE CITY COUNCIL COMMITTEE

SEPTEMBER 5, 2023

Item 1: Approval of the June 6, 2023 Environment & Sustainability Committee Minutes

Deputy Mayor Pro Tem Arnold moved to adopt the minutes as presented.

Motion seconded by Councilmember Narvaez and unanimously adopted. (West, Blackmon absent when vote taken)

OFFICIAL ACTION OF THE CITY COUNCIL COMMITTEE

SEPTEMBER 5, 2023

BRIEFING ITEMS

Item A: 2023 National Park and Recreation Association Conference Highlights

The following individuals briefed the committee on the item:

- John Jenkins, Director, Park and Recreation;
- Keisha Randle, Superintendent - Conference Co-Chair, National Recreation and Park Association; and
- Crystal Ross, Assistant Director, Park and Recreation

OFFICIAL ACTION OF THE CITY COUNCIL COMMITTEE

SEPTEMBER 5, 2023

BRIEFING ITEMS

Item B: Park and Trails Bond Update

The following individuals briefed the committee on the item:

- John Jenkins, Director, Park and Recreation;
- Chris Turner-Noteware, Assistant Director, Park and Recreation; and
- Ryan O'Connor, Assistant Director, Park and Recreation

OFFICIAL ACTION OF THE CITY COUNCIL COMMITTEE

SEPTEMBER 5, 2023

BRIEFING ITEMS

Item C: Dallas Urban Heat Island Mapping Study

The following individuals briefed the committee on the item:

- Maritza Figy, Climate Coordinator, Office of Environmental Quality & Sustainability;
and
- Carlos Evans, Director, Office of Environmental Quality & Sustainability.

OFFICIAL ACTION OF THE CITY COUNCIL COMMITTEE

SEPTEMBER 5, 2023

BRIEFING ITEMS

Item D: Dallas Community Air Management Program (D-CAMP) Update

The following individuals briefed the committee on the item:

- Carlos Evans, Director, Office of Environmental Quality & Sustainability; and
- Kevin Overton, Senior Environmental Coordinator, Office of Environmental Quality & Sustainability

OFFICIAL ACTION OF THE CITY COUNCIL COMMITTEE

SEPTEMBER 5, 2023

BRIEFING ITEMS

Item E: Environmental Commission Update

The committee did not discuss the item.

MINUTES OF THE CITY COUNCIL COMMITTEE
TUESDAY, SEPTEMBER 5, 2023

EXHIBIT C



2023 National Park and Recreation Association Conference Highlights

Parks, Trails and Environment Committee
September 5, 2023

John Jenkins, Director
Keshia Randle, Superintendent

2023 National Recreation and Park Association Annual Conference

OCTOBER 10-12, 2023

KAY BAILEY HUTCHISON CONVENTION CENTER

HOST HOTEL: OMNI DALLAS



The NRPA Annual Conference is the premier meeting of park and recreation professionals. Annual Conference attendees get an inside look at the latest products and services at the interactive Exhibit Hall, have the chance to connect with colleagues and experts in the field, and have access to hundreds of Continuing Education Unit courses.

NRPA Conference: Dallas Park and Recreation Presentation Sessions

Project Description

Dallas Park and Recreation Professionals Presenting 16 Sessions on Best Practices

Project Details

- **TUESDAY**

- Social Media Is Not One Size Fits All! Let's Talk All Things Social: The How, Why, Good and Bad!
- CAPRA General Q and A
- Sustainability and Pollinator Panel

- **WEDNESDAY**

- Women in Leadership: Si Se Puede!
- Butler Lecture: Addressing the Challenge of Providing Nature-Based Recreation Opportunities in Texas
- Exceeding Expectations With Effective Community Engagement
- M&Ms: Misconceptions and Minorities in Leadership
- Natural Resource Planning in Municipal Parks: Hitting the CAPRA Standards for Natural Resources

- **THURSDAY**

- Lights, Camera, Action: Creating Digital Content That Tells a Story
- OK or NOT OK: The Role of Value Judgements in Parks' Natural Resource Management
- The History and Benefit of Leadership Continuity Within the Dallas Park System
- Moore Park: An Urban Canopy With a Historical Footprint Leads to a Voice of Equity
- Preserving a Walk in the Park: A Partnering Approach to Managing Park Safety and Security
- Keep the Media Coming Back for More!
- Transforming a Shopping Center Into an Urban Park and Recreation Center
- Your Recreation Facility is Now an Emergency Shelter — The Relationships Needed for Success

Opening Events: Dallas Welcomes NRPA

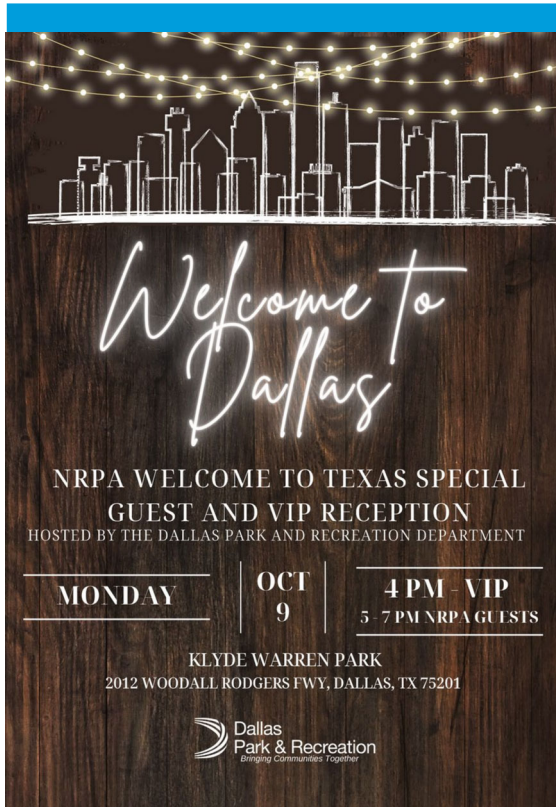
Event Details

Welcome to Dallas Reception

Monday, October 9, 2023

Reception 4:00pm

Klyde Warren Park



2023 NRPA Opening Session Featured Speakers Tuesday, October 10, 2023



Opening Remarks
City of Dallas
Mayor, Eric L. Johnson




NRPA Welcome
Dallas Park and Recreation
Director, John D. Jenkins

NRPA Conference: Off-Site Institutes & Leisure Tours

10 off site institutes will be offered to give attendees the opportunity to visit area park and recreation sites for focused full and half-day sessions.

Featured Dallas Park and Recreation Institute locations:

- Trinity River Audubon Center: Building Connections with Nature in an Urban Setting
- Discover Fair Park and the State Fair of Texas
- The Dallas Pavilion Program – Unique by Nature
- From Pavement to Paradise – the Rise of Downtown Dallas Parks
- The Dallas Zoo – A View from the Inside
- Dallas Arboretum and Botanical Garden – Cultivating Excellence



NRPA Conference: Lake Cliff Park Tree Planting Day of Service



Project Description

NRPA Conference Tree Planting

Project Details


- **Collaborative Partnership:** NRPA Conference joins forces with Dallas Park and Recreation for a tree planting initiative at Lake Cliff Park.
- **Impactful Action:** 150 trees to be planted on Monday, October 9th, at 1pm, enhancing the park's greenery and contributing to a sustainable environment.
- **Community Engagement:** Over 200 Park and Recreation professionals will join this Day of Service to help create a greener and healthier future for Dallas.

NRPA Conference Annual Golf Tournament

Event Details

Monday, October 9th
Begins at 11:00am

Cedar Crest Golf Course



Over 140 professionals will converge in one location for golf, networking, and fun.

- Driving Range
- Putting Contest
- Shotgun Start
- Lunch Buffet & Awards




5K Fun Run, Walk and Roll: Katy Trail

Event Details

Thursday, October 12th
8:00am-10:00am

- Out and back course on the Katy Trail beginning in Reverchon Park
- 250 Event Participants
- Sponsored Swag Bags
- T-Shirts
- Finisher Medals
- Texas Style Post Race Breakfast from Ojeda's

Attendees will Run/Walk/Roll the NRPA 5K on the historic Katy Trail, Dallas's most popular running trail, while enjoying the sites of uptown Dallas.



Benefits of Dallas Hosting NRPA 2023 Annual Conference

- **DYNAMIC PARK SYSTEM**

- Visitors will learn about one of the largest municipal park systems in the nation
- Over 20,812 Acres of Park Land
- 410+ Parks
- 177 Miles of Urban Trails



- **SHOWCASE OUR BEAUTIFUL CITY**

- Visitors will experience world-class cuisine
- Extraordinary entertainment venues
- One of the top three Arts Districts in the nation



- **ECONOMIC IMPACT**

- Anticipated Attendance: 10,000
- Conference Hotel Nights: 12,500
- Economic Impact: \$14,652,364.83





National Recreation and Park Association
2023 Annual Conference Briefing

Parks, Trails and Environment Committee
Tuesday, September 5, 2023



Dallas Park & Recreation

2024 BOND PROGRAM PARK AND RECREATION DEPARTMENT BOND UPDATE

Parks, Trails and the Environment Committee
September 5, 2023

Chris Turner-Noteware, P.E.
Assistant Director

Purpose/Action Items

- How we got here
- Methodology utilized for Director's 2024 Recommended Bond Program Project Priorities
- Review \$399M Funding Scenario
- Review \$450M Funding Scenario
- Review \$500M Funding Scenario
- Obtain consensus on Prioritized Lists per Category – Action Item
- Next Steps

How we got here

- Needs Inventory
 - Nearly 3000 entries
 - Over \$2 billion in identified Needs
- 2024 Bond Program Scoring Criteria
 - Approved by Planning and Design Committee February 9, 2023
 - Approved by Full Park and Recreation Board February 23, 2023
- \$610.2M Program Presented to Park Board April 20, 2023
 - Additional dollars/categories were requested to be added for Master Plans, Natatorium/Indoor Pools, and Specialty Parks
- \$712.2M Program was presented to the Park Board with scored project lists June 1, 2023
- \$719.7M Program presented to the Park Board with scored project lists June 8, 2023 (Agency Matches Category added)
 - Funding Amounts developed for a \$450M scenario

How we got here, Continued

- \$450.0M Program presented to the Park Board with scored project lists June 15, 2023
- \$200.0M, \$300.0M and \$400.0M funding scenarios presented to the Park Board July 20, 2023
 - Given Direction to develop a program for a \$350.0M funding scenario
- \$350.0M funding scenario presented to the Park Board August 3, 2023 with Park Board Member “Top 10” lists included
- \$350.0M funding scenario presented to the Park Board August 10, 2023 with the Director’s recommendations
- Prioritized Lists for \$399M funding scenario approved by Park and Recreation Board August 17, 2023
- Prioritized Lists for \$399M funding scenario approved by Park and Trails Subcommittee August 22, 2023

Methodology

- Scoring Matrix (out of 100 points)
- Council and Park Board Member Feedback from Constituents
- Staff Input
- Common Sense

2024 Technical Scoring Criteria

Technical Criteria Park Projects	Weighted Score up to 50 of 100	Weighted Percent Up to 50%	Technical Criteria Definition
Leverage/ Funding Match	5	5.00%	Project will leverage funds from other sources such as grants, matches, or donations from other agencies or private entities.
Revenue Generation	3	3.00%	Project will generate revenue for the city
Economic Stimulant	3	3.00%	Project affects adjacent property values, stimulates other development
Safety/Code/Human Health	10	10.00%	Project will address safety concerns or resolves codes and regulatory violations, hazardous conditions
Impact on O&M Costs & Energy Use	8	8.00%	Project will have an impact on operating and maintenance costs
Existing Master Plan	4	4.00%	Project has an approved master plan(s)
Prior Phase Complete	4	4.00%	Project is a subsequent phase of another project or initiative that is already complete. Example, trail connection
End of Service Life	7	7.00%	Project will replace a facility that has a long history of service tickets/ requests and/or per Manufacturer's recommended end of service life
Meet Level of Service Gap	6	6.00%	Project will improve adopted level of service standards per 2016 Comprehensive Plan Update. Pg. 83
Total Maximum Technical Score	50	50.00%	The technical criteria is used to help prioritize projects within the same category only. (Parks, Trails, Site Development, Playgrounds, Aquatics, Service Centers, Recreation Centers, Amenities, Land Acquisition, etc.)

City Council / Park Board Criteria

Council/Park Board Criteria	Weighted Score up to 25 of 100	Weighted Percent up to 25%	Council/Park Board Criteria Definition
A1. Park Board / City Council Priority	15	15.00%	Project is determined by Park Board and/or Council member to be a priority in the district
A2. Community Input	10	10.00%	Project is determined by the community and/or a friends' group to be a neighborhood priority in the district. Project has support from a local friends' group, partnership organization, or the community expressed support during community input, bond meetings, or through request to the Park Board Member or Parks Department.
Total Optional Criteria	25	25.00%	Optional Criteria Based on Council and Citizen Driven Priorities

Equity Criteria

Equity Criteria	Weighted Score up to 25 of 100	Weighted Percent up to 25%	Equity Criteria Definition
Social Vulnerability	10	10.00%	<u>Social Vulnerability Index</u> : CDC SVI uses U.S. Census data to determine the social vulnerability of every census tract. Census tracts are subdivisions of counties for which the Census collects statistical data. CDC SVI ranks each tract on 15 social factors, including poverty, lack of vehicle access, and crowded housing, and groups them into four related themes: Socioeconomic Status, Household Composition, Race/Ethnicity/Language, Housing/Transportation.
Park Access	10	10.00%	<i>Project falls within a Park Access Gap – Project is in an area of the city that serves a population currently lacking a park within a 10-minute walk (1/2 Mile). Does take into account physical barriers within the 10-minutes walk.</i>
Park Investment	5	5.00%	<i>Parks lacking recent investment (10-15+ years); includes unprogrammed parks. Includes investment per evaluation category.</i>
Total Equity Score	25	25.00%	

Director's Recommended Dollar Distribution

- ADA Compliance – \$1.0M
- Agency Matches – \$27.0M
- Aquatics – \$20.0M
- Athletic Field Development – \$10.0M
- Athletic Field Lighting – \$3.0M
- Erosion Control – \$2.0M
- Golf Center Improvements – \$10.0M
- Land Acquisition – \$30.0M
- Master Plans – \$1.0M
- Multi-Departmental Projects – \$17.0M
- Partnership Matches (Small) – \$2.0M
- Partnership Matches (Large) – \$82.5M
- Discretionary Fund Projects - \$34.5M
- Pedestrian Bridge Replacement – \$1.5M

Director's Recommended Dollar Distribution, Cont.

- Playgrounds – \$14.225M
 - Racquet Sports Complex – \$15.0M
 - Recreation Centers – \$80.0M (New, Expansion, Replacement, Major Renovation)
 - Recreation Centers - \$12.1M (Renovation)
 - Service Centers – \$6.0M
 - Site Development – \$15.0M
 - Specialty Parks – \$2.5M
 - Spraygrounds – \$1.5M
 - System Wide Security Lighting – \$2.0M
 - Tennis Center Improvements – \$1.0M
 - Trail Improvements - \$9.0M

 - Total Requested = \$399,835,000
 - Total Available = \$398,000,000
-

ADA Compliance

\$1.0M

**Total funding amount per category
proposed.**

Priority Agency Matches

\$27.0M

Project Location	Description	Funded In	Constructed In	Cost Estimate	Total Technical Score	Total CM/PB Score	Total Equity Score	Grand Total
White Rock Lake	Dredging , lake Total Project Cost \$80M, COD 20M, Corps 60M	CW	9	\$20,000,000	25	25	2	52
City Wide	DISD/Cool Schools (up to 20 sites); DISD Athletic fields, UNT Dallas athletic complex, DWU/Greening Czar parks, Dallas College (Cool School-like agreement), etc.	CW	CW	\$7,000,000	9	15	15	39
Funding Recommendation				\$27,000,000				

Aquatics

20.0M

Project Location	Description	Funded In	Constructed In	Cost Estimate	Total Technical Score	Total CM/PB Score	Total Equity Score	Grand Total
Grauwylor	Community Pool End of Service Life Replacement -addition of pool building with family restrooms/shower, water fountain, IT closet , pool office/guard area, and A/C	CW	2	\$5,000,000	31	25	7	63
Tommie M. Allen	Community Pool End of Service Life Replacement -addition of pool building with family restrooms/shower, water fountain, IT closet , pool office/guard area, and A/C Installation of crossing feature	CW	8	\$5,000,000	31	15	9	55
Pleasant Oaks	Community Pool End of Service Life Replacement -addition of pool building with family restrooms/shower, water fountain, IT closet , pool office/guard area, and A/C	CW	5	\$5,000,000	31	15	8	54
Jaycee Zaragoza	Community Pool End of Service Life Replacement -addition of pool building with family restrooms/shower, water fountain, IT closet , pool office/guard area, and A/C	CW	6	\$5,000,000	31	15	6	52
Funding	Recommendation			\$20,000,000				

Aquatics

20.0M

Project Location	Description	Funded In	Constructed In	Cost Estimate	Total Technical Score	Total CM/PB Score	Total Equity Score	Grand Total
Funding	Recommendation	\$20,000,000						
Benito Juarez	New Neighborhood Aquatic Center	CW	6	\$5,000,000				
Bonnie View	Repurpose pool	CW	4	\$5,000,000				
Everglade	Community Pool End of Service Life Replacement	CW	7	\$5,000,000				
Glendale*	Community Pool End of Service Life Replacement	CW	4	\$5,000,000				
Martin Weiss	Community Pool End of Service Life Replacement	CW	1	\$5,000,000				
Walnut Hill	Repurpose pool	CW	13	\$5,000,000				
Total				\$50,000,000				

*New sprayground proposed instead of pool replacement. See Sprayground Upgrades, slide 39

Athletic Field Development & Improvement **\$10.0M**

Project Location	Description	Funded In	Constructed In	Cost Estimate	Total Technical Score	Total CM/PB Score	Total Equity Score	Grand Total
Campbell Green	Athletic Field Rehabilitation – General Grading, backfilling and re-establish sod with irrigation; fields need drainage attention	CW	10	\$500,000	12	0	1	13
Taylor Fields	Athletic Field Development New	CW	2	\$3,000,000	12	15	11	38
Samuel Garland Soccer Fields	Athletic Field Redevelopment	CW	9	\$500,000				
Hulcy Complex	Athletic Field Redevelopment	CW	8	\$500,000				
Kiest	Softball – re-orient remaining fields into 4-plex (includes restroom and concession bldg.)	CW	1	\$500,000	11	0	5	16
Crawford	Athletic Field Maintenance and Development	CW	5	\$500,000				
Wheatland	Develop football complex - new. Include parking, lighting, pavilion, and restrooms	CW	8	\$1,000,000	11	15	6	32
Joey Georgusis	4 Athletic Fields and Parking	CW	1	\$3,000,000				

Athletic Field Development & Improvement

\$10.0M

Project Location	Description	Funded In	Constructed In	Cost Estimate	Total Technical Score	Total CM/PB Score	Total Equity Score	Grand Total
MoneyGram	Parking improvements	CW	6	\$500,000				
Funding Recommendation				\$10,000,000				

Athletic Field Lighting

\$3.00M

Total funding amount per category proposed. Priority determined by consultant evaluation

Erosion Control

\$2.0M

**Total funding amount per category
proposed**

Golf Center Improvements

\$10.0M

Project Location	Description	Funded In	Constructed In	Cost Estimate	Total Technical Score	Total CM/PB Score	Total Equity Score	Grand Total
Rosemeade	Youth Golf - Par 3, 6- or 9-hole course	CW	12	\$4,750,000	12	25	9	46
Cedar Crest Golf Course	Pavilion renovation / restoration	CW	4	\$500,000	19	15	8	42
Stevens Golf Course	Stevens Park Golf Course Pro Shop renovation, restroom expansion, kitchen expansion, dining area improvements	CW	1	\$4,750,000	11	25	4	40
Funding	Recommendation	\$10,000,000						

Land Acquisition

\$30.00M

**Total funding amount per category
proposed**

Master Plan

\$1.00M

**Total funding amount per category
proposed**

Multi-Departmental Shared Use Facilities

\$17.00M

Project Location	Description	Funded In	Constructed In	Cost Estimate	Total Technical Score	Total CM/PB Score	Total Equity Score	Grand Total
Forest /Audelia	Phase II Development – Indoor Facility	CW	10	\$15,000,000	38	25	24	87
12000 Greenville Avenue	DWU/PKR Multi-Use Facility- Pickleball Courts	CW	10	\$2,000,000	12	15	15	42
Funding	Recommendation			\$17,000,000				
Martin Luther King, Jr.	City Facilities and Park- Couple with Facilities Proposition - Full Campus Renovation	CW	7	\$15,000,000	26	25	9	60
Total				\$32,000,000				

Small Partnership Match

\$2.0M

Project Location	Description	Funded In	Constructed In	Cost Estimate	Total Technical Score	Total CM/PB Score	Total Equity Score	Grand Total
Citywide	Community Partnership Match Funding	CW	CW	\$2,000,000	-	-	-	-

**HOA/NAs to apply for match funding in future. Scoring removed as it would depend on TBD project scopes.*

Large Partnership Match

\$82.5M

Project Location	Funding Partner	Recommended Funding Amount	Bond Amount Requested	Match Amount Committed	Constructed In	PBM Ranking
Dallas Zoo	Dallas Zoo Management, Inc.	\$30,000,000	\$30,000,000	\$70,000,000	4	1
Fair Park	Fair Park First	\$5,000,000	\$25,000,000	\$25,000,000	7	2
Southern Gateway	Southern Gateway Public Green Foundation	\$15,000,000	\$25,000,000	\$72,000,000	4	3
Trinity River Audubon Center	Trinity River Audubon/National Audubon Society	\$2,500,000	\$4,500,000	\$1,000,000	8	4
Dallas Arboretum	Dallas Arboretum and Botanical Society	\$5,000,000	\$8,500,000	\$8,500,000	9	5
Five Mile Creek Greenbelt	Trust for Public Land	\$7,000,000	\$10,000,000	\$60,000,000	3, 4	6
Dallas Water Commons	The Dallas Wetlands Foundation	\$5,000,000	\$10,000,000	\$35,000,000	4	7
Klyde Warren Park	Woodall Rodgers Park Foundation	\$7,000,000	\$10,000,000	\$80,000,000	14	8
Turtle Creek Park/Parkway	Turtle Creek Conservancy	\$2,000,000	\$3,000,000	\$3,000,000	14	9
Katy Trail	Friends of Katy Trail	\$1,000,000	\$1,200,000	\$1,200,000	2, 14	10
Parkdale Lake		\$3,000,000			7	N/A
Total Requests	-	\$82,500,000	\$127,200,000	\$355,700,000	-	-

Discretionary Fund Projects

\$34.5M / 14 CDs = \$2.5M per district

**Total funding amount per category
proposed**

Pedestrian Bridges \$1.50M

Project Location	Description	Funded In	Constructed In	Cost Estimate	Total Technical Score	Total CM/PB Score	Total Equity Score	Grand Total	Staff Priority
R.P. Brooks	Steel through truss and timber deck. 84'-0"L x 10'-0"W; Urgent Priority	CW	10	\$750,000	19	0	8	27	1
Herndon	Steel through truss and timber deck. 46'-0"L x 4'-0"W <ol style="list-style-type: none">1. West abutment has heavy honeycombing and scour.2. Scour and erosion under wingwalls and drainage channels.3. Shallow wingwalls are broken off.; High Priority	CW	4	\$750,000	19	0	15	34	3
Funding	Recommendation	\$1,500,000							
Glendale	2 span timber girder and timber deck bridge. 27'-0"L x 10'-0" W Both abutments eroded severely; High Priority	CW	4	\$750,000	27	0	7	34	2
Fair Oaks	Single Pipe Concrete Culvert 50"-0" L x 12'-0" W; High Priority	CW	10	\$750,000	19	0	10	29	4
Samuell East (Farm)	Steel through truss with timber girder and plywood deck. 45'-6"L x 4'-0"W; High Priority	CW	CW	\$750,000	19	0	10	29	5
Fireside	Two Span Steel Through Truss with Concrete Deck 121'-8" L x 4'-8"W; High Priority	CW	8	\$750,000	19	0	8	27	6
Total				\$4,500,000					

Playgrounds \$14.225M

Project Location	Description	Funded In	Constructed In	Cost Estimate	Total Technical Score	Total CM/PB Score	Total Equity Score	Grand Total
Herndon	Replacement/Shade Structure/PIP	CW	4	\$200,000	25	25	15	65
Bachman Lake	End of Service Life 3/1/2020-- Replace the very heavily used playground next to the Bachman Lake Pavilion	CW	6	\$750,000	29	25	7	61
Kiowa Parkway	End of Service Life 1/1/2018	CW	11	\$300,000	25	25	8	58
Cochran	End of Service Life 2/1/2022 / Playground Replacement/Shade Structure/PIP	CW	14	\$300,000	25	25	6	56
Cotillion	End of Service Life 2/1/2016	CW	9	\$300,000	25	0	8	33
Bel-Aire	Aging play equipment replacement	CW	9	\$200,000				
Casa View	Aging play equipment replacement	CW	9	\$200,000	21	15	9	45
Mildred L. Dunn	Shade Structure/PIP	CW	7	\$150,000	25	0	14	39
Gateway	End of Service Life 12/1/2018; Include shade structure over playground and chess tables	CW	5	\$300,000	25	15	13	53
Peary	End of Service Life 2/1/2016; relocate and replace on site	CW	7	\$300,000	25	0	14	39

Playgrounds \$14.225M

Project Location	Description	Funded In	Constructed In	Cost Estimate	Total Technical Score	Total CM/PB Score	Total Equity Score	Grand Total
South Central	Playground Expansion	CW	7	\$200,000	25	0	8	33
Stevens Park	Playground Replacement, Landscape structures end of service life 12/1/16	CW	1	\$300,000	8	25	9	42
Emerald Lake	Aging play equipment replacement	CW	3	\$300,000				
Mountain Valley	End of Service Life 2/1/2016; ADA design is desired at this location	CW	3	\$300,000	25	0	13	38
Helen C. Emory	Replacing Burned Equipment	CW	6	\$75,000	25	0	11	36
Ledbetter Eagle Ford	Replacing Missing Equipment	CW	6	\$150,000	25	0	11	36
Pointer	New playground	CW	6	\$300,000	8	15	15	38
Frankford	New playground, end of Service Life 2/1/2016	CW	12	\$300,000	25	15	9	49
Walnut Hill Park	Aging play equipment replacement	CW	13	\$300,000				

Playgrounds **\$14.225M**

Project Location	Description	Funded In	Constructed In	Cost Estimate	Total Technical Score	Total CM/PB Score	Total Equity Score	Grand Total
Cottonwood	End of Service Life 2/1/2016	CW	11	\$300,000	25	25	15	65
Sleepy Hollow	End of Service Life 3/1/2016; Trust for Public Land Replaced existing climbing equipment. Additional play amenities may be desired by neighbors.	CW	2	\$300,000	29	15	15	59
Timberglen	Replace the existing playground with a small all-inclusive playground. End of Service Life 2/1/2016	CW	12	\$300,000	25	25	4	54
Overlake	End of Service Life 3/1/2017	CW	6	\$300,000	25	15	14	54
Everglade	Replace the existing playground with a large all-inclusive playground. End of Service Life 2/1/2016	CW	7	\$750,000	30	15	8	53
Nash Davis	Replace existing playground with a small all-inclusive playground and include poured in place, and shade structure. End of Service Life 2/1/2016	CW	6	\$300,000	29	15	9	53
Tietze	Playground - barrier free, poured in place foundation, shade, advanced barrier free park design	CW	14	\$300,000	25	25	0	50
Barry H. Barker	End of Service Life 4/1/2014	CW	12	\$300,000	25	15	8	48

Playgrounds \$14.225M

Project Location	Description	Funded In	Constructed In	Cost Estimate	Total Technical Score	Total CM/PB Score	Total Equity Score	Grand Total
Bent Tree Meadow	Existing Playground from 1980s Full playground replacement required including pour in place surface, shade structure, and lighting.	CW	12	\$300,000	14	15	7	36
Crestline	End of Service Life 3/1/2017	CW	13	\$300,000	25	15	6	46
White Rock Lake	End of Service Life 2/1/2016; 01-Plgrd-WRL Park 2-Winsted	CW	9	\$300,000	25	15	2	42
William Blair Jr.	End of Service Life 2/1/2016	CW	7	\$300,000	25	0	15	40
Arlington	End of Service Life 2/1/2016 - Playground Replacement	CW	2	\$300,000	29	0	10	39
Forest	Playground - Replacement End of Service Life 2/1/2016	CW	7	\$300,000	25	0	14	39
Cole	End of Service Life/Replacement Playground with PIP	CW	14	\$300,000	25	0	12	37
Arden Terrace	End of Service Life 3/1/2017	CW	8	\$300,000	25	0	12	37
Maria Luna	End of Service Life 12/1/2017	CW	2	\$300,000	25	0	12	37

Playgrounds \$14.225

Project Location	Description	Funded In	Constructed In	Cost Estimate	Total Technical Score	Total CM/PB Score	Total Equity Score	Grand Total
Cummings	End of Service Life 2/1/2016	CW	4	\$300,000	25	0	10	35
Orbiter	New Playground	CW	10	\$300,000	9	25	11	45
Pagewood	Pagewood Park - North End Playground	CW	11	\$300,000	8	25	8	41
Preston_Hollow	New all abilities playground	CW	13	\$300,000	25	15	9	49
West Trinity Heights	Playground - new	CW	4	\$300,000	8	10	14	32
Willis Winters	End of Service Life	CW	14	300,000	25	25	9	59
Campbell Green	Large All Inclusive Playground Replacement – End of Service Life	CW	12	\$750,000	25	25	1	51
Apache	New Playground	CW	5	\$300,000	9	15	7	31
Kiest	End of Service Life	CW	4	\$750,000	25	0	5	30
Funding Recommendation				\$14,225,000				

Racquet Sports

\$15.0M

Project Location	Description	Funded In	Constructed In	Cost Estimate	Total Technical Score	Total CM/PB Score	Total Equity Score	Grand Total
Fretz Tennis Center	Addition of indoor racquet sports facilities to existing centers	CW	11	\$5,000,000				
Samuel Grand Tennis Center	Addition of indoor racquet sports facilities to existing centers	CW	2	\$5,000,000				
Kiest Tennis Center	Addition of indoor racquet sports facilities to existing centers	CW	4	\$5,000,000				
Funding Recommendation				\$15,000,000				

Recreation Centers

(New, Expansion, Major Renovation, Replacement) **\$80.0M**

Project Location	Description	Funded In	Constructed In	Cost Estimate	Total Technical Score	Total CM/PB Score	Total Equity Score	Grand Total
Exall (Replacement)	Demo existing end of service life, New Recreation Center and Splash Pad, include Senior Center, design and construction	CW	14	\$20,000,000	37	25	4	66
Martin Weiss (Expansion)	Recreation Center - gym/multi-purpose/entry addition - new	CW	1	\$9,000,000	12	15	12	39
Campbell Green (Expansion, No natatorium)	Expansion	CW	12	\$6,000,000	29	25	1	55
Pike (Major Renovation)	Santos Rodriguez Community Center - Historic Structural improvements, elevator to parking level, plumbing, electrical, HVAC, water damage, parking lot relocation	CW	2	\$5,000,000	30	15	1	46
White Rock Hills (New)	New recreation center next to the property adjacent to White Rock Hills Park, located at 2229 Highland Rd, Dallas, TX 75228.	CW	2	\$20,000,000	12	25	3	40
Buckner-Forney	New Recreation / Complex Development	CW	7	\$20,000,000	9	25	10	44
Funding Recommendation				\$80,000,000				

Recreation Centers

(New, Expansion, Major Renovation, Replacement) **\$80.0M**

Project Location	Description	Funded In	Constructed In	Cost Estimate	Total Technical Score	Total CM/PB Score	Total Equity Score	Grand Total
Funding Recommendation				\$80,000,000				
Marcus	Replace Center	CW	13	\$20,000,000	12	25	14	51
Reverchon	Replace Center	CW	2/14	\$20,000,000	29	15	2	46
Eloise Lundy	Recreation Center - Addition and renovate existing interior	CW	4	\$16,000,000	30	15	15	60
Ridgewood	Ridgewood/Belcher - Replace Center	CW	9	\$20,000,000	30	25	2	57
Campbell Green (Expansion w-natatorium)	Major Renovation	CW	12	\$15,000,000	29	25	1	55
Willie Mae Butler	Larry Johnson - Major Renovation and Upgrades	CW	7	\$8,000,000	30	15	10	55
Pemberton Hill	Janie C. Turner - Major Renovation, Addition and Upgrades	CW	8	\$15,000,000	30	15	9	54
Grauwylar	Major Renovation and Upgrades	CW	2	\$20,000,000	30	15	7	52
Anita Martinez	Anita Martinez - Major Renovation	CW	6	\$10,000,000	27	15	8	50
Timberglen	Relocate playground by the sprayground, new bathrooms, roof replacement, add activity center and teen tech center (another wing)	CW	12	\$16,000,000	12	25	4	41
Park in the Woods	Major Renovation, Addition and Upgrades	CW	3	\$15,000,000	12	15	4	31
Arcadia	Replace Center	CW	6	\$20,000,000	29	0	9	38

Recreation Centers

(New, Expansion, Major Renovation, Replacement) **\$100.0M**

Project Location	Description	Funded In	Constructed In	Cost Estimate	Total Technical Score	Total CM/PB Score	Total Equity Score	Grand Total
Churchill	Major Renovation, Addition and Upgrades	CW	11	\$15,000,000	30	0	3	33
Kiest	Replace Center with new 'high-tech' center	CW	4	\$20,000,000	12	15	5	32
Jaycee Zaragoza	Major Renovation, Addition and Upgrades	CW	6	\$15,000,000	30	0	6	36
Arcadia	Replace Center	CW	6	\$20,000,000	29	0	9	38
Vickery Meadow	New Recreation Center	CW	13	\$20,000,000	30	0	10	40
Kleberg Rylie	Major Renovation, Addition and Upgrades	CW	8	\$15,000,000	30	0	9	39
Tommie M. Allen	Major Renovation, Addition and Upgrades	CW	8	\$15,000,000	31	0	9	40
Singing Hills Annex	Recreation center - Ph 2A.double gym and plaza	CW	8	\$12,000,000	15	15	12	42
Total				\$422,000,000				

Recreation Centers (Renovation)

\$12.11M

Project Location	Description	Funded In	Constructed In	Cost Estimate	Total Technical Score	Total CM/PB Score	Total Equity Score	Grand Total
Kiest	Interior Upgrades, MEP, Fire Protection	CW	4	\$1,873,306				
Campbell Green	Interior Upgrades, MEP, Fire Protection, Communication, Security	CW	12	\$1,564,018				
Eloise Lundy	Interior Upgrades, MEP, Fire Protection	CW	4	\$1,360,431				
Reverchon	Interior Upgrades, MEP, Fire Protection	CW	2	\$1,296,086				
J.C. Phelps	Interior Upgrades, MEP, Fire Protection	CW	4	\$1,154,555				
K.B. Polk	Interior Upgrades, MEP, Fire Protection, Communication, Security	CW	2	\$1,112,792				
Arlington	MEP, Fire Protection	CW	2	\$1,089,065				
Marcus	Interior Upgrades, MEP, Fire Protection	CW	13	\$1,031,822				
Tommie M. Allen	Interior Upgrades, MEP, Fire Protection	CW	8	\$862,084				
Arcadia	MEP, Fire Protection, Communication, Security, Interior Upgrades	CW	3	\$768,670				
Funding Recommendation				\$12,112,829				

Service Centers

\$6.00M

Project Location	Description	Funded In	Constructed In	Cost Estimate	Total Technical Score	Total CM/PB Score	Total Equity Score	Grand Total
D2 Service Center	New Service Center	CW	CW	\$5,000,000				
Paul Dyer	Complete Second Floor	CW	10	\$1,000,000	14	15	14	43
Funding Recommendation				\$6,000,000				

Site Development

\$15.0M

Project Location	Description	Funded In	Constructed In	Cost Estimate	Total Technical Score	Total CM/PB Score	Total Equity Score	Grand Total
Glendale	Phase I and Phase II Completion	CW	3, 4	\$7,000,000				
Crawford	Phase II Completion	CW	5	\$7,000,000				
Samuell Grand	Internal Bicycle and Pedestrian Circulation	CW	2	\$1,000,000				
Funding	Recommendation			\$15,000,000				
Cadillac Heights	Phase II Completion	CW	4	\$7,000,000				
Martyr's Park	Memorial Park Phase II Expansion	CW	2	\$2,500,000				
Santos Rodriguez	Phase II Expansion	CW	2	\$2,500,000				

Specialty Parks

\$2.50M

Project Location	Description	Funded In	Constructed In	Cost Estimate	Total Technical Score	Total CM/PB Score	Total Equity Score	Grand Total
Westmoreland	New Skatepark , private match	CW	1	\$1,000,000	12	25	7	44
Lakeland Hills	New Skatepark	CW	7	1,000,000				
Glencoe	Skatepark with lights	CW	14	\$500,000	12	15	1	28
Funding Recommendation				\$2,500,000				

Sprayground Upgrades

\$1.5M

Project Location	Description	Funded In	Constructed In	Cost Estimate	Total Technical Score	Total CM/PB Score	Total Equity Score	Grand Total
Campbell Green	Sprayground - Upgrades	CW	12	\$250,000				
Ferguson	Sprayground - Upgrades	CW	7	\$250,000				
Mildred Dunn	Sprayground – Upgrades	CW	7	\$250,000				
Pemberton Hill	Sprayground – Upgrades	CW	8	\$250,000	25	15	9	49
Umphress	Sprayground - Upgrades	CW	5	\$250,000				
Willie Mae Butler	Sprayground - Upgrades	CW	7	\$250,000				
Funding Recommendation				\$1,500,000				

Sprayground Upgrades

\$1.5M

Project Location	Description	Funded In	Constructed In	Cost Estimate	Total Technical Score	Total CM/PB Score	Total Equity Score	Grand Total
Funding Recommendation				\$1,500,000				
Glendale	New sprayground	CW	4	\$3,000,000				
Fair Oaks	New sprayground	CW	13	\$2,000,000	9	15	10	34
District 11	New sprayground for District 11 Location TBD	CW	11	\$1,500,000	9	15	5	29
District 5	New Sprayground for District 5, Location TBD	CW	5	\$1,500,000	9	15	5	29
Total				\$9,500,000				

System Wide Security Lighting

\$2.0M

**Total funding amount per category
proposed**

System Wide Tennis Center Improvements

\$1.0M

Project Location	Description	Funded In	Constructed In	Cost Estimate	Total Technical Score	Total CM/PB Score	Total Equity Score	Grand Total
Fretz	Renovate tennis pro shop, restroom and lighting	CW	11	\$250,000	26	15	8	49
Kiest Park	Pro Shop Replacement	CW	4	\$750,000				
Funding	Recommendation			\$1,000,000				

System Wide Trail Improvements

\$9.0M

Project Location	Description	Funded In	Constructed In	Cost Estimate	Total Technical Score	Total CM/PB Score	Total Equity Score	Grand Total
White Rock Creek Trail	Walnut Hill (Lake Highlands Trail Connection) to NW Hwy – Reconstruct and expand to 12 ft width include roadway underpasses with erosion control with new bridges	CW	10	\$8,000,000	28	25	1	54
Cotton Belt Trail	Trailhead development	CW	12	\$1,000,000	12	25	6	43
Funding	Recommendation	\$9,000,000						
McCree	Loop Trail	CW	10	\$100,000	12	25	4	41
Northaven Trail*	New trail connection from the Freda Stern trailhead to the Northaven Trail bridge over US 75	CW	11	\$1,000,000	12	25	1	38
Five Mile Creek Trail*	New trail from Westmoreland DART Station to Trinity Forest Trails	CW	3, 4, 8	\$7,000,000				

* Trail projects to pursue through internal and external partnerships



Dallas Park & Recreation

2024 BOND PROGRAM PARK AND RECREATION DEPARTMENT BOND UPDATE

Parks, Trails and the Environment Committee
September 5, 2023

Chris Turner-Noteware, P.E.
Assistant Director



City of Dallas

Dallas Urban Heat Island Mapping Study

**Parks, Trails & Environment
Committee
September 5, 2023**

Maritza Figy
Climate Coordinator
Office of Environmental Quality & Sustainability



August 5, 2023



Study Participants



- 7th year of the study, mapping over 70 cities
- NOAA (National Oceanic and Atmospheric Administration)
- NIHHIS (National Integrated Heat Health Information System)
- CAPA Strategies
- City of Dallas, Office of Environmental Quality
- Report from CAPA Strategies & NOAA in about 70 days (mid October)



Purpose & Benefits of UHI Study



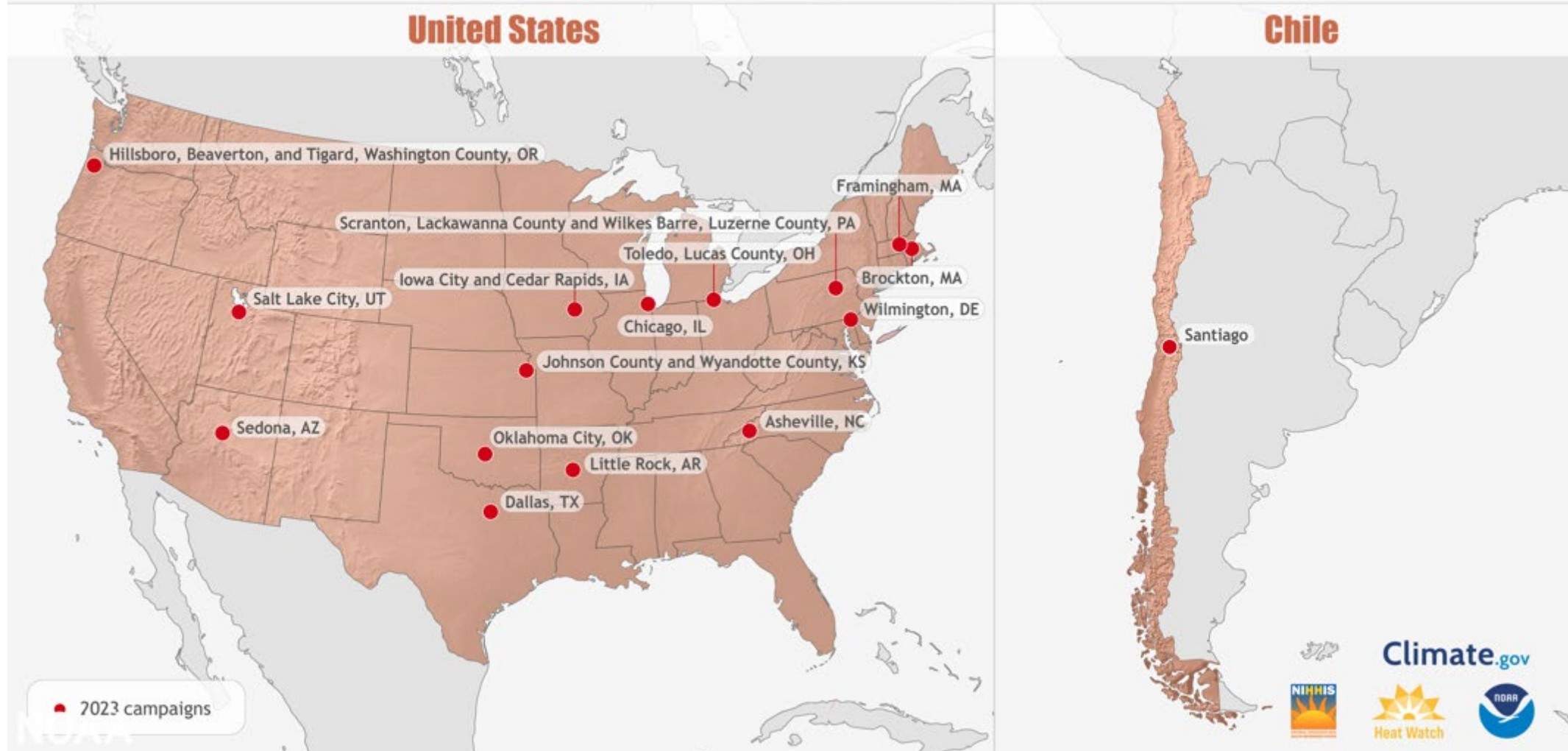
- Purpose: Looking for equitable ways to implement cooling solutions in our communities, and identify the hotspots
- The sensors record temperature, humidity, time and the volunteers' location every second
- Helps local decision-makers take actions to reduce the health impacts of extreme heat, which often target the most vulnerable
- Tells us how to prepare for extreme heat, and provides possible solutions: such as:
 - ✓ Enhanced tree planting strategies,
 - ✓ The location of new public shelters for cooling relief,
 - ✓ Develop heat action plans
 - ✓ Educate residents and policymakers
 - ✓ Inform new research



2023 Cohort

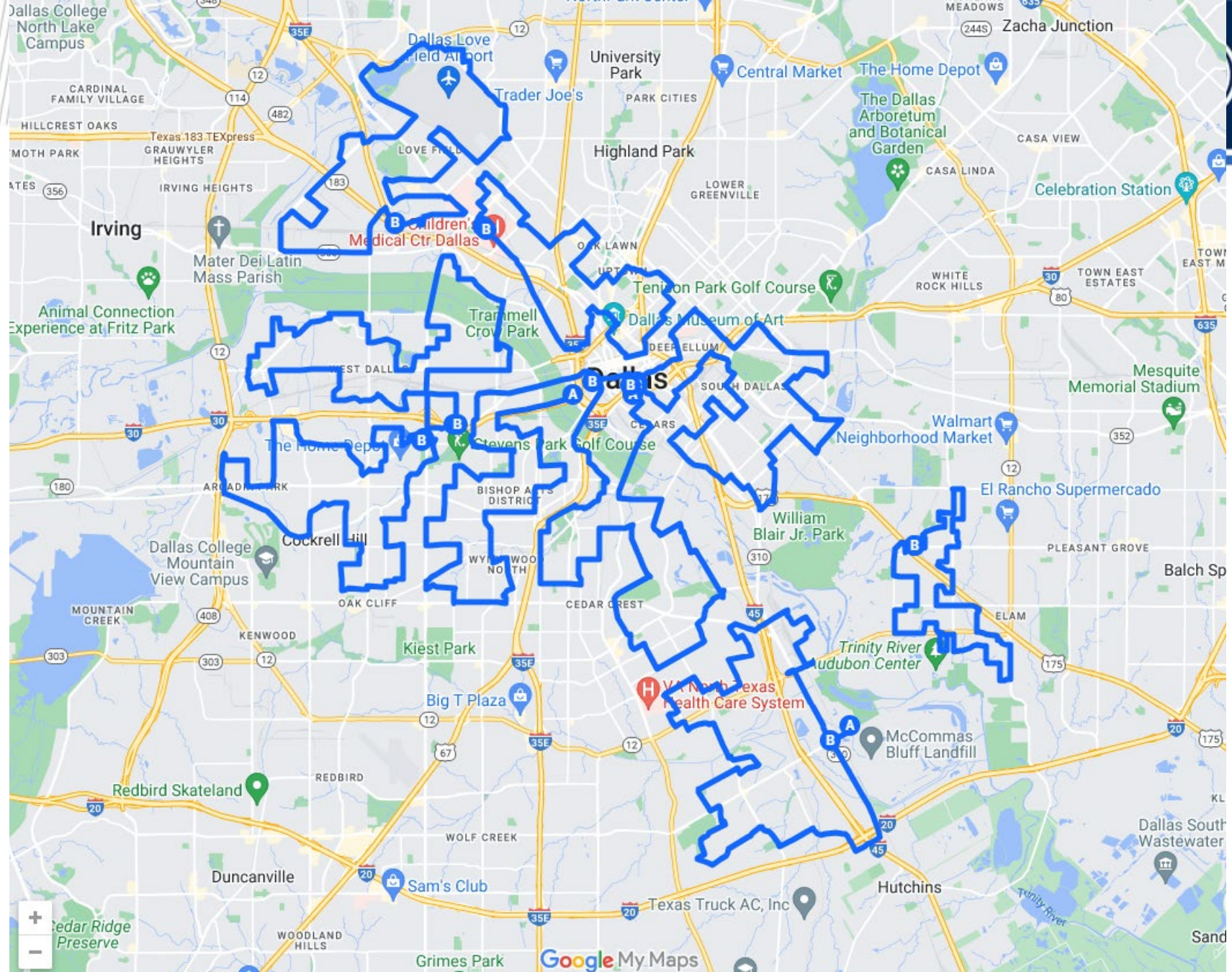



NOAA Urban Heat Island Mapping Campaigns: 2023 Locations



City of Dallas Study Area

- Nine routes – 70 volunteers
- Each Route ~ 20 miles
- Driver & navigator for each route
- Data recorded for one hour
- Each route driven three times on the day of the study
- First trip 6:00 am to 7:00 am
- Second trip 3:00 pm to 4:00 pm
- Third trip 7:00 pm to 8:00 pm





Our Volunteers

Includes couples, individuals, students, city staff, even commissioners

Media coverage:

<https://www.cbsnews.com/texas/news/dallas-leaders-volunteers-team-with-noaa-to-uncover-citys-hot-spots/?intcid=CNM-00-10abd1h>



Contact Information



Maritza Figy

maritza.figy@dallas.gov

(469) 781-3070 cell



Dallas Environmental
Quality & Sustainability





City of Dallas

Dallas Community Air Management Program (D-CAMP) Update

**Parks, Trails & Environment
Committee
September 5, 2023**

Kevin Overton
Senior Environmental Coordinator
Office of Environmental Quality & Sustainability



Air Sensor Status



Sensors Deployed to Field & In Prep.



- We have a total of 24 sensors
- Five sensors deployed beginning in February
- Locations include:
 - ✓ West Dallas Multipurpose Center
 - ✓ Fish Trap Lake Park
 - ✓ Larry Johnson Recreation Center
 - ✓ Mill Creek Batch Plant
 - ✓ South Central Park (Joppa)
- Three sensors ready for deployment pending landowner permission
- Eight new sensors at Hinton for co-location
 - ✓ Four are set up for ozone, nitrogen dioxide, particulates and sulfur dioxide
 - ✓ Four are set up ozone, nitrogen dioxide, particulates, carbon monoxide, and total volatile organic compounds
- Eight more ready for co-location as soon as the group now at Hinton have completed the co-location process



Sensors Information



- Seven of the eight at Hinton should be ready for deployment soon
- Data from the reference monitors has been compiled and forwarded to AQMesh so they can calculate correction factors
- Once we have correction factors, we will prepare that group for deployment and put out eight more



Sensor Dashboard



- Data Analytics has completed the online dashboard
- This dashboard is set up for the five units in the field now
- You can access the dashboard here:
<https://experience.arcgis.com/experience/3a7658ea674a4ae6b586001eaebd8462>
- Please provide your comments and feedback to us if you see something needs to be changed or improved



City of Dallas Air Quality Monitoring

4-Point Hourly Monitoring, a collaboration between DBI and OEQS

Select a station
Larry Johnson Recreatio...

16.1

All Stations Average PM10 in $\mu\text{g}/\text{m}^3$

An increase of 0.9 $\mu\text{g}/\text{m}^3$

6.4

All Stations Average PM2.5 in $\mu\text{g}/\text{m}^3$

An increase of 0.3 $\mu\text{g}/\text{m}^3$

51.8

All Stations Average NO2 in ppb

A decrease of 5.7 ppb

26.9

All Stations Average O3 in ppb

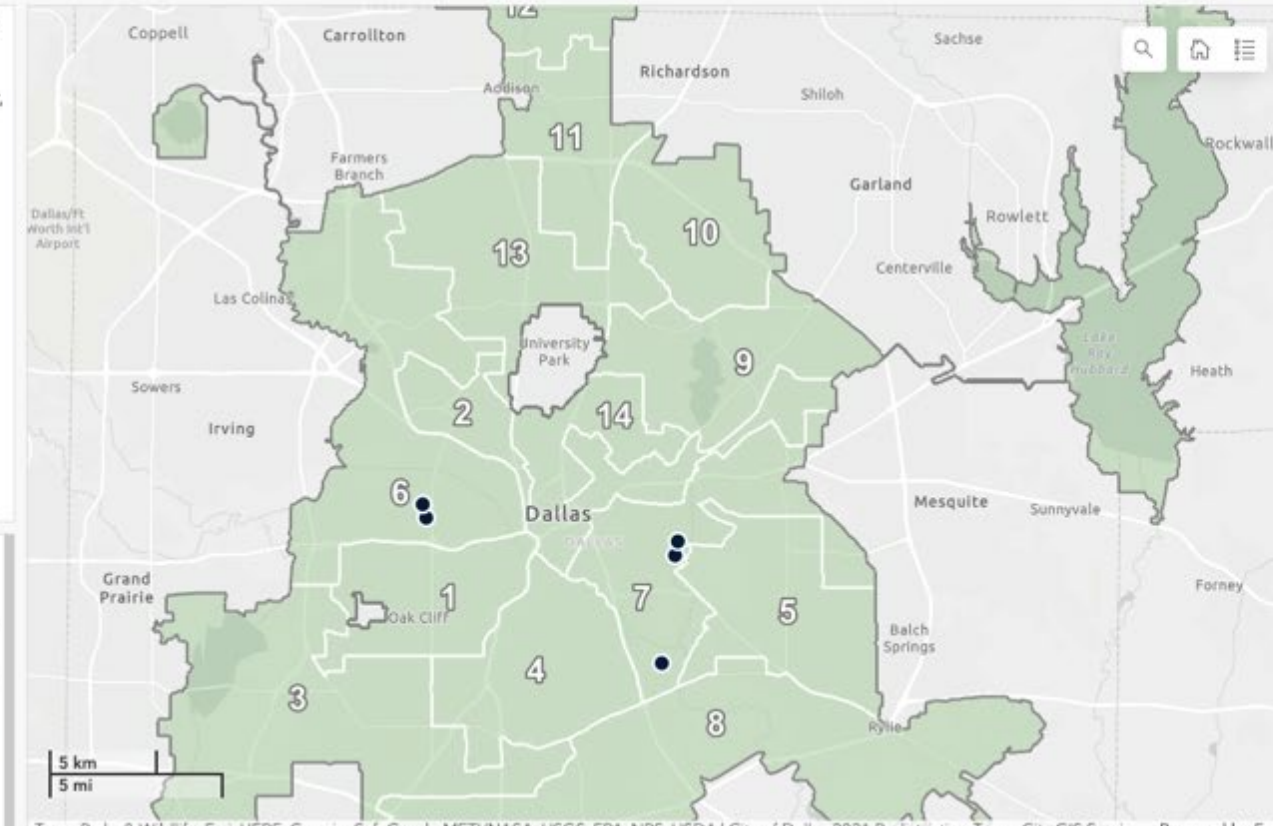
An increase of 0.5 ppb

op number cards for all stations averages
re calculated across the previous 24
ours. Increases and decreases are in
omparison to 24 hours prior. The 24-hour,
-hour, and 1-hour rolling averages are
alculated every hour. The gauge range
hresholds: Low, Medium and High were
rovided by OEQS and may vary from
her organizations threshold standards.
his dashboard was created by the Office
f Data Analytics and Business
ntelligence. Data Source: Office of
nvironmental Quality & Sustainability

or further questions about the air quality
onitoring program please contact the
Office of Environmental Quality and
ustainability.

Disclaimer: (1) The data presented on this
ashboard are not validated or verified, (2) The
ata do not come from regulatory monitors, (3)
his data cannot be used to infer violations of the
ne National Ambient Air Quality Standards
(NAAQS) or other regulatory violations. This data
ould be used with discretion.

ink To Air Quality Data: [Air Monitor Station
aw Data](#), [Air Monitoring Station Hourly
eadings](#)



Air Monitoring Station: Larry Johnson Recreation Center



PM10
24-hour rolling average



PM2.5
24-hour rolling average

No data

NO2
1-hour rolling average



O3
8-hour rolling average

Low Medium High





Path Forward



Sensor Data Report



- Sensor data for March through May are online at <https://www.dallasclimateaction.com/dallas-community-air-management-program>
- We are working on a report for June through August, but not finished at this time
- In addition to updating the information in the first report, we want to add tables and graphs that compare neighborhood data with reference monitors

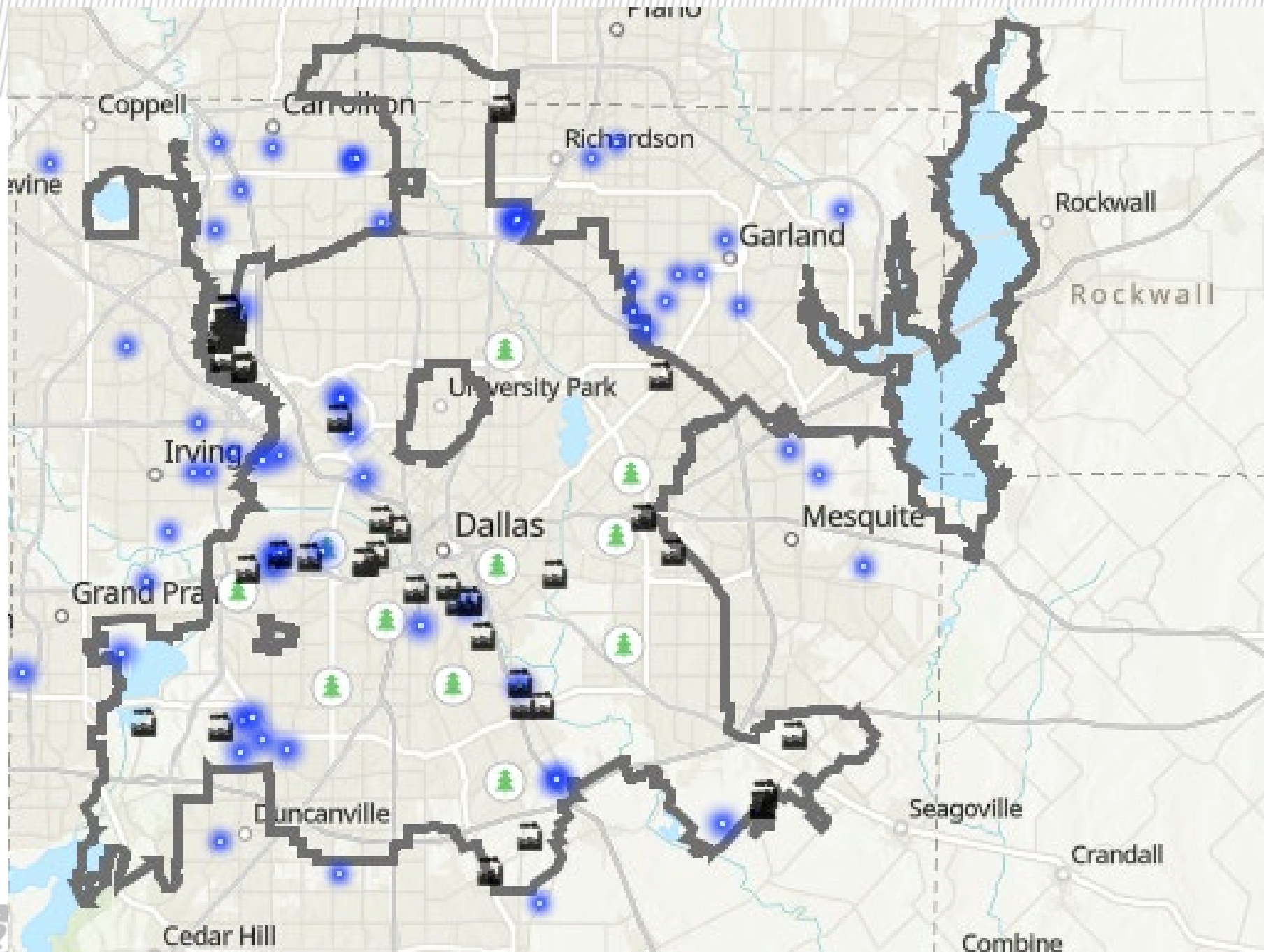


State EJ Grant West Dallas



- Administrative hurdles are nearly cleared
- We have been in contact with Texas A&M Transportation Institute (TTI) and are working to finalize the sites for their sensors
- TTI will purchase five Aeroqual AQY-R sensors similar to those used in Breathe Easy Dallas
- Their five sensors will be placed in West Dallas in addition to the two we already have there
- The two sensors we have in the area will be upgraded to AQMesh units with SO₂ sensors when they become available





- Major Sources
- Batch Plants
- Parks

Operational Sites EJ Scores



EJ Scores of Operational Sites

S. No	Location	Avg. Environmental Score	Avg. Health Indicator Score	Overall EJ Score	Category
1	Mill Creek Batch Plant	94.2	90.5	92.35	High
2	Larry Johnson Recreation Center	93	90.5	91.75	
3	West Dallas Multipurpose Center	96	87.5	91.75	
4	Fish Trap Lake	95.6	86.5	91.05	
5	Dallas Zoo Parking Lot	94	84.5	89.25	
6	Joppa Momma Farms	80.2	76	78.1	Moderate
7	South Central Park (Joppa neighborhood)	80	76	78	
8	Floral Farms	80	76	78	

Impact Ranges of Sites

Legend	
High	>80
Moderate	70-80
Low	<70



EJ Scores of Proposed Sites



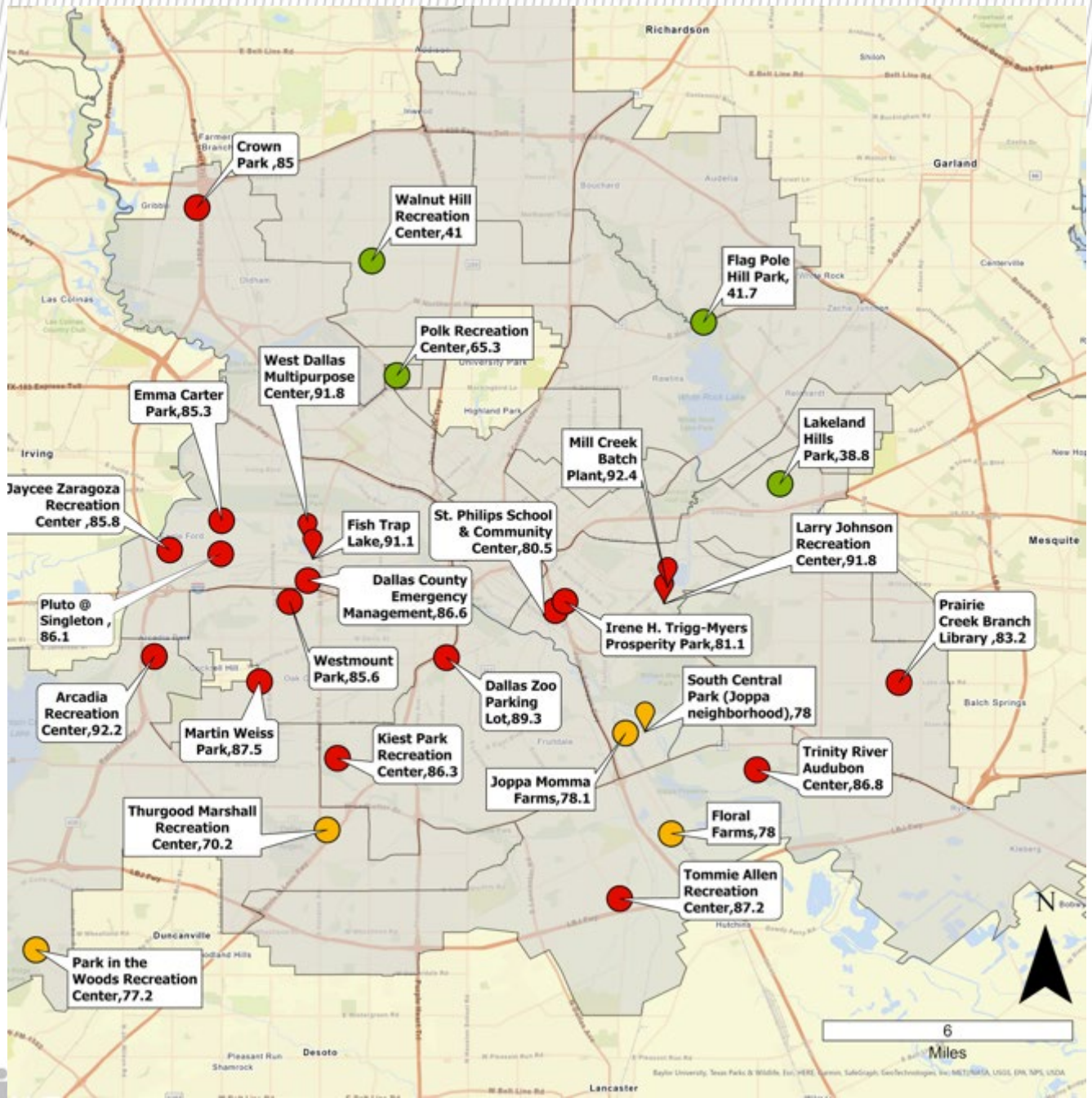
S. No	Location	Avg. Environmental Score	Avg. Health Indicator Score	Overall EJ Score	Category
1	Arcadia Recreation Center	96.8	87.5	92.2	High
2	Martin Weiss Park	92	83	87.5	
3	Tommie Allen Recreation Center	90.8	83.5	87.2	
4	Trinity River Audubon Center	89.6	84	86.8	
5	Dallas County Emergency Management	92.2	81	86.6	
6	Kiest Park Recreation Center	90.6	82	86.3	
7	Pluto @ Singleton	90.2	82	86.1	
8	Jaycee Zaragoza Recreation Center	91	80.5	85.8	
9	Westmount Park	91.2	80	85.6	
10	Emma Carter Park	89.6	81	85.3	
11	Crown Park	80.4	89.5	85.0	
12	Prairie Creek Branch Library	85.4	81	83.2	
13	Irene H. Trigg-Myers Prosperity Park	86.2	76	81.1	
14	St. Philips School & Community Center	86	75	80.5	
15	Park in the Woods Recreation Center	80.4	74	77.2	Moderate
16	Thurgood Marshall Recreation Center	76.8	63.5	70.15	Low
17	Polk Recreation Center	72	58.5	65.25	
18	Flag Pole Hill Park	42.8	40.5	41.65	
19	Walnut Hill Recreation Center	39	43	41	
20	Lakeland Hills Park	57	20.5	38.75	

EJ Scores of Proposed Sites

Impact Ranges of Sites

Legend	
High	>80
Moderate	70-80
Low	<70





Dallas Air Sensor Summit



- Bring together all parties that are using non-regulatory sensors or are interested in using non-regulatory sensors
 - ✓ Cities include Denton, Lewisville, & Plano & others
 - ✓ EPA Region 6, TCEQ, NCTCOG
 - ✓ The Nature Conservancy, Downwinders, Midlothian Breathe, West Dallas 1, Joppa, Dixon Circle, and others
 - ✓ Academic institutions, UTD, UNT, UTA, Texas A&M
- Featured speaker will be Andrea Clements from EPA Office of Research & Development in Research Triangle Park
- When: September 8th from 8:30AM to 12:30PM
- Where: City Hall Auditorium on L1





Questions and Comments

Kevin Overton

Maritza Figy

With Special Thanks to

Christopher Morris

Brittany Wells

*Without Them, We Would
Have Never Gotten This Far*



**Dallas Environmental
Quality & Sustainability**



Contact Information



Maritza Figy

maritza.figy@dallas.gov

(469) 781-3070 cell



Dallas Environmental
Quality & Sustainability

