

PCT 024

Proposition A – City of Dallas

Vote For 1

	TOTAL	VOTE %	Election Day	Early Voting	Ballots By Mail	Provisional	Limited Ballot
For	49	96.08%	13	29	7	0	0
Against	2	3.92%	0	2	0	0	0
Total Votes Cast	51	100.00%	13	31	7	0	0
Overvotes	0		0	0	0	0	0
Undervotes	0		0	0	0	0	0
Contest Totals	51		13	31	7	0	0

Proposition B – City of Dallas

Vote For 1

	TOTAL	VOTE %	Election Day	Early Voting	Ballots By Mail	Provisional	Limited Ballot
For	45	88.24%	12	26	7	0	0
Against	6	11.76%	1	5	0	0	0
Total Votes Cast	51	100.00%	13	31	7	0	0
Overvotes	0		0	0	0	0	0
Undervotes	0		0	0	0	0	0
Contest Totals	51		13	31	7	0	0

Proposition C – City of Dallas

Vote For 1

	TOTAL	VOTE %	Election Day	Early Voting	Ballots By Mail	Provisional	Limited Ballot
For	19	37.25%	6	7	6	0	0
Against	32	62.75%	7	24	1	0	0
Total Votes Cast	51	100.00%	13	31	7	0	0
Overvotes	0		0	0	0	0	0
Undervotes	0		0	0	0	0	0
Contest Totals	51		13	31	7	0	0

Proposition D – City of Dallas

Vote For 1

	TOTAL	VOTE %	Election Day	Early Voting	Ballots By Mail	Provisional	Limited Ballot
For	35	71.43%	10	20	5	0	0
Against	14	28.57%	3	9	2	0	0
Total Votes Cast	49	100.00%	13	29	7	0	0
Overvotes	0		0	0	0	0	0
Undervotes	2		0	2	0	0	0
Contest Totals	51		13	31	7	0	0

PCT 024

Proposition E – City of Dallas

Vote For 1

	TOTAL	VOTE %		Election Day	Early Voting	Ballots By Mail	Provisional	Limited Ballot
For	28	58.33%	<div style="width: 58.33%;"><div style="width: 58.33%;"></div></div>	10	15	3	0	0
Against	20	41.67%	<div style="width: 41.67%;"><div style="width: 41.67%;"></div></div>	3	14	3	0	0
Total Votes Cast	48	100.00%	<div style="width: 100%;"><div style="width: 100%;"></div></div>	13	29	6	0	0
Overvotes	0			0	0	0	0	0
Undervotes	3			0	2	1	0	0
Contest Totals	51			13	31	7	0	0

Proposition F – City of Dallas

Vote For 1

	TOTAL	VOTE %		Election Day	Early Voting	Ballots By Mail	Provisional	Limited Ballot
For	46	90.20%	<div style="width: 90.20%;"><div style="width: 90.20%;"></div></div>	12	28	6	0	0
Against	5	9.80%	<div style="width: 9.80%;"><div style="width: 9.80%;"></div></div>	1	3	1	0	0
Total Votes Cast	51	100.00%	<div style="width: 100%;"><div style="width: 100%;"></div></div>	13	31	7	0	0
Overvotes	0			0	0	0	0	0
Undervotes	0			0	0	0	0	0
Contest Totals	51			13	31	7	0	0

Proposition G – City of Dallas

Vote For 1

	TOTAL	VOTE %		Election Day	Early Voting	Ballots By Mail	Provisional	Limited Ballot
For	29	59.18%	<div style="width: 59.18%;"><div style="width: 59.18%;"></div></div>	11	14	4	0	0
Against	20	40.82%	<div style="width: 40.82%;"><div style="width: 40.82%;"></div></div>	2	15	3	0	0
Total Votes Cast	49	100.00%	<div style="width: 100%;"><div style="width: 100%;"></div></div>	13	29	7	0	0
Overvotes	0			0	0	0	0	0
Undervotes	2			0	2	0	0	0
Contest Totals	51			13	31	7	0	0

Proposition H – City of Dallas




Vote For 1

	TOTAL	VOTE %		Election Day	Early Voting	Ballots By Mail	Provisional	Limited Ballot
For	19	37.25%	<div style="width: 37.25%;"><div style="width: 37.25%;"></div></div>	6	7	6	0	0
Against	32	62.75%	<div style="width: 62.75%;"><div style="width: 62.75%;"></div></div>	7	24	1	0	0
Total Votes Cast	51	100.00%	<div style="width: 100%;"><div style="width: 100%;"></div></div>	13	31	7	0	0
Overvotes	0			0	0	0	0	0
Undervotes	0			0	0	0	0	0
Contest Totals	51			13	31	7	0	0

PCT 024




Proposition I – City of Dallas

Vote For 1

	TOTAL	VOTE %		Election Day	Early Voting	Ballots By Mail	Provisional	Limited Ballot
For	34	69.39%		11	17	6	0	0
Against	15	30.61%		2	12	1	0	0
Total Votes Cast	49	100.00%		13	29	7	0	0
Overvotes	0			0	0	0	0	0
Undervotes	2			0	2	0	0	0
Contest Totals	51			13	31	7	0	0

Proposition J – City of Dallas

Vote For 1

	TOTAL	VOTE %		Election Day	Early Voting	Ballots By Mail	Provisional	Limited Ballot
For	47	92.16%		13	28	6	0	0
Against	4	7.84%		0	3	1	0	0
Total Votes Cast	51	100.00%		13	31	7	0	0
Overvotes	0			0	0	0	0	0
Undervotes	0			0	0	0	0	0
Contest Totals	51			13	31	7	0	0

PCT 036

Proposition A – City of Dallas

Vote For 1

	TOTAL	VOTE %		Election Day	Early Voting	Ballots By Mail	Provisional	Limited Ballot
For	159	85.48%		41	106	12	0	0
Against	27	14.52%		8	15	4	0	0
Total Votes Cast	186	100.00%		49	121	16	0	0
Overvotes	0			0	0	0	0	0
Undervotes	1			0	1	0	0	0
Contest Totals	187			49	122	16	0	0

Proposition B – City of Dallas

Vote For 1

	TOTAL	VOTE %		Election Day	Early Voting	Ballots By Mail	Provisional	Limited Ballot
For	144	77.84%		34	99	11	0	0
Against	41	22.16%		15	21	5	0	0
Total Votes Cast	185	100.00%		49	120	16	0	0
Overvotes	0			0	0	0	0	0
Undervotes	2			0	2	0	0	0
Contest Totals	187			49	122	16	0	0

Proposition C – City of Dallas

Vote For 1

	TOTAL	VOTE %		Election Day	Early Voting	Ballots By Mail	Provisional	Limited Ballot
For	45	24.46%		15	21	9	0	0
Against	139	75.54%		34	100	5	0	0
Total Votes Cast	184	100.00%		49	121	14	0	0
Overvotes	0			0	0	0	0	0
Undervotes	3			0	1	2	0	0
Contest Totals	187			49	122	16	0	0

Proposition D – City of Dallas

Vote For 1

	TOTAL	VOTE %		Election Day	Early Voting	Ballots By Mail	Provisional	Limited Ballot
For	98	55.37%		25	65	8	0	0
Against	79	44.63%		23	50	6	0	0
Total Votes Cast	177	100.00%		48	115	14	0	0
Overvotes	0			0	0	0	0	0
Undervotes	10			1	7	2	0	0
Contest Totals	187			49	122	16	0	0

PCT 036

Proposition E – City of Dallas

Vote For 1

	TOTAL	VOTE %		Election Day	Early Voting	Ballots By Mail	Provisional	Limited Ballot
For	93	51.96%		18	67	8	0	0
Against	86	48.04%		30	48	8	0	0
Total Votes Cast	179	100.00%		48	115	16	0	0
Overvotes	0			0	0	0	0	0
Undervotes	8			1	7	0	0	0
Contest Totals	187			49	122	16	0	0

Proposition F – City of Dallas

Vote For 1

	TOTAL	VOTE %		Election Day	Early Voting	Ballots By Mail	Provisional	Limited Ballot
For	153	84.07%		40	102	11	0	0
Against	29	15.93%		9	17	3	0	0
Total Votes Cast	182	100.00%		49	119	14	0	0
Overvotes	0			0	0	0	0	0
Undervotes	5			0	3	2	0	0
Contest Totals	187			49	122	16	0	0

Proposition G – City of Dallas

Vote For 1

	TOTAL	VOTE %		Election Day	Early Voting	Ballots By Mail	Provisional	Limited Ballot
For	78	44.07%		21	50	7	0	0
Against	99	55.93%		27	65	7	0	0
Total Votes Cast	177	100.00%		48	115	14	0	0
Overvotes	0			0	0	0	0	0
Undervotes	10			1	7	2	0	0
Contest Totals	187			49	122	16	0	0

Proposition H – City of Dallas




Vote For 1

	TOTAL	VOTE %		Election Day	Early Voting	Ballots By Mail	Provisional	Limited Ballot
For	36	19.57%		13	18	5	0	0
Against	148	80.43%		36	103	9	0	0
Total Votes Cast	184	100.00%		49	121	14	0	0
Overvotes	0			0	0	0	0	0
Undervotes	3			0	1	2	0	0
Contest Totals	187			49	122	16	0	0

PCT 036




Proposition I – City of Dallas

Vote For 1

	TOTAL	VOTE %		Election Day	Early Voting	Ballots By Mail	Provisional	Limited Ballot
For	104	58.43%		26	64	14	0	0
Against	74	41.57%		22	50	2	0	0
Total Votes Cast	178	100.00%		48	114	16	0	0
Overvotes	0			0	0	0	0	0
Undervotes	9			1	8	0	0	0
Contest Totals	187			49	122	16	0	0

Proposition J – City of Dallas

Vote For 1

	TOTAL	VOTE %		Election Day	Early Voting	Ballots By Mail	Provisional	Limited Ballot
For	149	81.42%		42	96	11	0	0
Against	34	18.58%		7	24	3	0	0
Total Votes Cast	183	100.00%		49	120	14	0	0
Overvotes	0			0	0	0	0	0
Undervotes	4			0	2	2	0	0
Contest Totals	187			49	122	16	0	0

PCT 073

Proposition A – City of Dallas

Vote For 1

	TOTAL	VOTE %		Election Day	Early Voting	Ballots By Mail	Provisional	Limited Ballot
For	43	71.67%	<div style="width: 71.67%;"><div style="width: 71.67%;"></div></div>	20	19	4	0	0
Against	17	28.33%	<div style="width: 28.33%;"><div style="width: 28.33%;"></div></div>	6	10	1	0	0
Total Votes Cast	60	100.00%	<div style="width: 100%;"><div style="width: 100%;"></div></div>	26	29	5	0	0
Overvotes	0			0	0	0	0	0
Undervotes	0			0	0	0	0	0
Contest Totals	60			26	29	5	0	0

Proposition B – City of Dallas

Vote For 1

	TOTAL	VOTE %		Election Day	Early Voting	Ballots By Mail	Provisional	Limited Ballot
For	43	71.67%	<div style="width: 71.67%;"><div style="width: 71.67%;"></div></div>	19	20	4	0	0
Against	17	28.33%	<div style="width: 28.33%;"><div style="width: 28.33%;"></div></div>	7	9	1	0	0
Total Votes Cast	60	100.00%	<div style="width: 100%;"><div style="width: 100%;"></div></div>	26	29	5	0	0
Overvotes	0			0	0	0	0	0
Undervotes	0			0	0	0	0	0
Contest Totals	60			26	29	5	0	0

Proposition C – City of Dallas

Vote For 1

	TOTAL	VOTE %		Election Day	Early Voting	Ballots By Mail	Provisional	Limited Ballot
For	32	54.24%	<div style="width: 54.24%;"><div style="width: 54.24%;"></div></div>	14	14	4	0	0
Against	27	45.76%	<div style="width: 45.76%;"><div style="width: 45.76%;"></div></div>	11	15	1	0	0
Total Votes Cast	59	100.00%	<div style="width: 100%;"><div style="width: 100%;"></div></div>	25	29	5	0	0
Overvotes	0			0	0	0	0	0
Undervotes	1			1	0	0	0	0
Contest Totals	60			26	29	5	0	0

Proposition D – City of Dallas




Vote For 1

	TOTAL	VOTE %		Election Day	Early Voting	Ballots By Mail	Provisional	Limited Ballot
For	38	64.41%	<div style="width: 64.41%;"><div style="width: 64.41%;"></div></div>	17	17	4	0	0
Against	21	35.59%	<div style="width: 35.59%;"><div style="width: 35.59%;"></div></div>	9	11	1	0	0
Total Votes Cast	59	100.00%	<div style="width: 100%;"><div style="width: 100%;"></div></div>	26	28	5	0	0
Overvotes	0			0	0	0	0	0
Undervotes	1			0	1	0	0	0
Contest Totals	60			26	29	5	0	0

PCT 073




Proposition E – City of Dallas

Vote For 1

	TOTAL	VOTE %		Election Day	Early Voting	Ballots By Mail	Provisional	Limited Ballot
For	38	64.41%		20	15	3	0	0
Against	21	35.59%		6	13	2	0	0
Total Votes Cast	59	100.00%		26	28	5	0	0
Overvotes	0			0	0	0	0	0
Undervotes	1			0	1	0	0	0
Contest Totals	60			26	29	5	0	0




Proposition F – City of Dallas

Vote For 1

	TOTAL	VOTE %		Election Day	Early Voting	Ballots By Mail	Provisional	Limited Ballot
For	41	69.49%		16	21	4	0	0
Against	18	30.51%		9	8	1	0	0
Total Votes Cast	59	100.00%		25	29	5	0	0
Overvotes	0			0	0	0	0	0
Undervotes	1			1	0	0	0	0
Contest Totals	60			26	29	5	0	0




Proposition G – City of Dallas

Vote For 1

	TOTAL	VOTE %		Election Day	Early Voting	Ballots By Mail	Provisional	Limited Ballot
For	32	53.33%		15	14	3	0	0
Against	28	46.67%		11	15	2	0	0
Total Votes Cast	60	100.00%		26	29	5	0	0
Overvotes	0			0	0	0	0	0
Undervotes	0			0	0	0	0	0
Contest Totals	60			26	29	5	0	0

Proposition H – City of Dallas




Vote For 1

	TOTAL	VOTE %		Election Day	Early Voting	Ballots By Mail	Provisional	Limited Ballot
For	27	46.55%		12	11	4	0	0
Against	31	53.45%		13	17	1	0	0
Total Votes Cast	58	100.00%		25	28	5	0	0
Overvotes	0			0	0	0	0	0
Undervotes	2			1	1	0	0	0
Contest Totals	60			26	29	5	0	0

PCT 073




Proposition I – City of Dallas

Vote For 1

	TOTAL	VOTE %		Election Day	Early Voting	Ballots By Mail	Provisional	Limited Ballot
For	39	66.10%		16	19	4	0	0
Against	20	33.90%		10	9	1	0	0
Total Votes Cast	59	100.00%		26	28	5	0	0
Overvotes	0			0	0	0	0	0
Undervotes	1			0	1	0	0	0
Contest Totals	60			26	29	5	0	0

Proposition J – City of Dallas

Vote For 1

	TOTAL	VOTE %		Election Day	Early Voting	Ballots By Mail	Provisional	Limited Ballot
For	40	66.67%		19	18	3	0	0
Against	20	33.33%		7	11	2	0	0
Total Votes Cast	60	100.00%		26	29	5	0	0
Overvotes	0			0	0	0	0	0
Undervotes	0			0	0	0	0	0
Contest Totals	60			26	29	5	0	0

PCT 074

Proposition A – City of Dallas

Vote For 1

	TOTAL	VOTE %	Election Day	Early Voting	Ballots By Mail	Provisional	Limited Ballot
For	114	83.21%	37	75	2	0	0
Against	23	16.79%	5	14	4	0	0
Total Votes Cast	137	100.00%	42	89	6	0	0
Overvotes	0		0	0	0	0	0
Undervotes	0		0	0	0	0	0
Contest Totals	137		42	89	6	0	0

Proposition B – City of Dallas

Vote For 1

	TOTAL	VOTE %	Election Day	Early Voting	Ballots By Mail	Provisional	Limited Ballot
For	94	68.61%	34	59	1	0	0
Against	43	31.39%	8	30	5	0	0
Total Votes Cast	137	100.00%	42	89	6	0	0
Overvotes	0		0	0	0	0	0
Undervotes	0		0	0	0	0	0
Contest Totals	137		42	89	6	0	0

Proposition C – City of Dallas

Vote For 1

	TOTAL	VOTE %	Election Day	Early Voting	Ballots By Mail	Provisional	Limited Ballot
For	63	46.32%	18	44	1	0	0
Against	73	53.68%	24	44	5	0	0
Total Votes Cast	136	100.00%	42	88	6	0	0
Overvotes	0		0	0	0	0	0
Undervotes	1		0	1	0	0	0
Contest Totals	137		42	89	6	0	0

Proposition D – City of Dallas

Vote For 1

	TOTAL	VOTE %	Election Day	Early Voting	Ballots By Mail	Provisional	Limited Ballot
For	81	60.45%	29	50	2	0	0
Against	53	39.55%	13	36	4	0	0
Total Votes Cast	134	100.00%	42	86	6	0	0
Overvotes	0		0	0	0	0	0
Undervotes	3		0	3	0	0	0
Contest Totals	137		42	89	6	0	0

PCT 074

Proposition E – City of Dallas

Vote For 1

	TOTAL	VOTE %		Election Day	Early Voting	Ballots By Mail	Provisional	Limited Ballot
For	68	50.75%		28	40	0	0	0
Against	66	49.25%		14	46	6	0	0
Total Votes Cast	134	100.00%		42	86	6	0	0
Overvotes	0			0	0	0	0	0
Undervotes	3			0	3	0	0	0
Contest Totals	137			42	89	6	0	0

Proposition F – City of Dallas

Vote For 1

	TOTAL	VOTE %		Election Day	Early Voting	Ballots By Mail	Provisional	Limited Ballot
For	97	71.32%		29	64	4	0	0
Against	39	28.68%		13	24	2	0	0
Total Votes Cast	136	100.00%		42	88	6	0	0
Overvotes	0			0	0	0	0	0
Undervotes	1			0	1	0	0	0
Contest Totals	137			42	89	6	0	0

Proposition G – City of Dallas

Vote For 1

	TOTAL	VOTE %		Election Day	Early Voting	Ballots By Mail	Provisional	Limited Ballot
For	60	45.11%		23	37	0	0	0
Against	73	54.89%		19	48	6	0	0
Total Votes Cast	133	100.00%		42	85	6	0	0
Overvotes	0			0	0	0	0	0
Undervotes	4			0	4	0	0	0
Contest Totals	137			42	89	6	0	0

Proposition H – City of Dallas

Vote For 1

	TOTAL	VOTE %		Election Day	Early Voting	Ballots By Mail	Provisional	Limited Ballot
For	53	38.97%		18	34	1	0	0
Against	83	61.03%		24	54	5	0	0
Total Votes Cast	136	100.00%		42	88	6	0	0
Overvotes	0			0	0	0	0	0
Undervotes	1			0	1	0	0	0
Contest Totals	137			42	89	6	0	0

PCT 074

Proposition I – City of Dallas

Vote For 1

	TOTAL	VOTE %		Election Day	Early Voting	Ballots By Mail	Provisional	Limited Ballot
For	82	60.29%		28	51	3	0	0
Against	54	39.71%		14	37	3	0	0
Total Votes Cast	136	100.00%		42	88	6	0	0
Overvotes	0			0	0	0	0	0
Undervotes	1			0	1	0	0	0
Contest Totals	137			42	89	6	0	0

Proposition J – City of Dallas

Vote For 1

	TOTAL	VOTE %		Election Day	Early Voting	Ballots By Mail	Provisional	Limited Ballot
For	96	70.07%		34	59	3	0	0
Against	41	29.93%		8	30	3	0	0
Total Votes Cast	137	100.00%		42	89	6	0	0
Overvotes	0			0	0	0	0	0
Undervotes	0			0	0	0	0	0
Contest Totals	137			42	89	6	0	0

PCT 079

Proposition A – City of Dallas

Vote For 1

	TOTAL	VOTE %		Election Day	Early Voting	Ballots By Mail	Provisional	Limited Ballot
For	106	79.70%		21	76	9	0	0
Against	27	20.30%		7	15	5	0	0
Total Votes Cast	133	100.00%		28	91	14	0	0
Overvotes	0			0	0	0	0	0
Undervotes	1			0	1	0	0	0
Contest Totals	134			28	92	14	0	0

Proposition B – City of Dallas

Vote For 1

	TOTAL	VOTE %		Election Day	Early Voting	Ballots By Mail	Provisional	Limited Ballot
For	95	71.43%		19	70	6	0	0
Against	38	28.57%		9	21	8	0	0
Total Votes Cast	133	100.00%		28	91	14	0	0
Overvotes	0			0	0	0	0	0
Undervotes	1			0	1	0	0	0
Contest Totals	134			28	92	14	0	0

Proposition C – City of Dallas

Vote For 1

	TOTAL	VOTE %		Election Day	Early Voting	Ballots By Mail	Provisional	Limited Ballot
For	57	42.54%		15	32	10	0	0
Against	77	57.46%		13	60	4	0	0
Total Votes Cast	134	100.00%		28	92	14	0	0
Overvotes	0			0	0	0	0	0
Undervotes	0			0	0	0	0	0
Contest Totals	134			28	92	14	0	0

Proposition D – City of Dallas

Vote For 1

	TOTAL	VOTE %		Election Day	Early Voting	Ballots By Mail	Provisional	Limited Ballot
For	76	58.91%		16	54	6	0	0
Against	53	41.09%		10	35	8	0	0
Total Votes Cast	129	100.00%		26	89	14	0	0
Overvotes	0			0	0	0	0	0
Undervotes	5			2	3	0	0	0
Contest Totals	134			28	92	14	0	0

PCT 079

Proposition E – City of Dallas

Vote For 1

	TOTAL	VOTE %		Election Day	Early Voting	Ballots By Mail	Provisional	Limited Ballot
For	62	48.06%		15	42	5	0	0
Against	67	51.94%		11	47	9	0	0
Total Votes Cast	129	100.00%		26	89	14	0	0
Overvotes	0			0	0	0	0	0
Undervotes	5			2	3	0	0	0
Contest Totals	134			28	92	14	0	0

Proposition F – City of Dallas

Vote For 1

	TOTAL	VOTE %		Election Day	Early Voting	Ballots By Mail	Provisional	Limited Ballot
For	98	74.24%		15	74	9	0	0
Against	34	25.76%		13	16	5	0	0
Total Votes Cast	132	100.00%		28	90	14	0	0
Overvotes	0			0	0	0	0	0
Undervotes	2			0	2	0	0	0
Contest Totals	134			28	92	14	0	0

Proposition G – City of Dallas

Vote For 1

	TOTAL	VOTE %		Election Day	Early Voting	Ballots By Mail	Provisional	Limited Ballot
For	51	40.80%		9	38	4	0	0
Against	74	59.20%		17	48	9	0	0
Total Votes Cast	125	100.00%		26	86	13	0	0
Overvotes	0			0	0	0	0	0
Undervotes	9			2	6	1	0	0
Contest Totals	134			28	92	14	0	0

Proposition H – City of Dallas




Vote For 1

	TOTAL	VOTE %		Election Day	Early Voting	Ballots By Mail	Provisional	Limited Ballot
For	40	30.30%		7	27	6	0	0
Against	92	69.70%		21	64	7	0	0
Total Votes Cast	132	100.00%		28	91	13	0	0
Overvotes	0			0	0	0	0	0
Undervotes	2			0	1	1	0	0
Contest Totals	134			28	92	14	0	0

PCT 079




Proposition I – City of Dallas

Vote For 1

	TOTAL	VOTE %		Election Day	Early Voting	Ballots By Mail	Provisional	Limited Ballot
For	67	51.94%		12	50	5	0	0
Against	62	48.06%		14	40	8	0	0
Total Votes Cast	129	100.00%		26	90	13	0	0
Overvotes	0			0	0	0	0	0
Undervotes	5			2	2	1	0	0
Contest Totals	134			28	92	14	0	0

Proposition J – City of Dallas

Vote For 1

	TOTAL	VOTE %		Election Day	Early Voting	Ballots By Mail	Provisional	Limited Ballot
For	101	76.52%		18	72	11	0	0
Against	31	23.48%		10	19	2	0	0
Total Votes Cast	132	100.00%		28	91	13	0	0
Overvotes	0			0	0	0	0	0
Undervotes	2			0	1	1	0	0
Contest Totals	134			28	92	14	0	0

PCT 084

Proposition A – City of Dallas

Vote For 1

	TOTAL	VOTE %	Election Day	Early Voting	Ballots By Mail	Provisional	Limited Ballot
For	142	88.75%	49	77	16	0	0
Against	18	11.25%	8	8	2	0	0
Total Votes Cast	160	100.00%	57	85	18	0	0
Overvotes	0		0	0	0	0	0
Undervotes	1		0	0	1	0	0
Contest Totals	161		57	85	19	0	0

Proposition B – City of Dallas

Vote For 1

	TOTAL	VOTE %	Election Day	Early Voting	Ballots By Mail	Provisional	Limited Ballot
For	123	76.88%	43	66	14	0	0
Against	37	23.12%	14	19	4	0	0
Total Votes Cast	160	100.00%	57	85	18	0	0
Overvotes	0		0	0	0	0	0
Undervotes	1		0	0	1	0	0
Contest Totals	161		57	85	19	0	0

Proposition C – City of Dallas

Vote For 1

	TOTAL	VOTE %	Election Day	Early Voting	Ballots By Mail	Provisional	Limited Ballot
For	63	39.38%	21	27	15	0	0
Against	97	60.62%	36	58	3	0	0
Total Votes Cast	160	100.00%	57	85	18	0	0
Overvotes	0		0	0	0	0	0
Undervotes	1		0	0	1	0	0
Contest Totals	161		57	85	19	0	0

Proposition D – City of Dallas

Vote For 1

	TOTAL	VOTE %	Election Day	Early Voting	Ballots By Mail	Provisional	Limited Ballot
For	108	69.23%	37	58	13	0	0
Against	48	30.77%	18	26	4	0	0
Total Votes Cast	156	100.00%	55	84	17	0	0
Overvotes	0		0	0	0	0	0
Undervotes	5		2	1	2	0	0
Contest Totals	161		57	85	19	0	0

PCT 084

Proposition E – City of Dallas

Vote For 1

	TOTAL	VOTE %		Election Day	Early Voting	Ballots By Mail	Provisional	Limited Ballot
For	98	62.42%		35	50	13	0	0
Against	59	37.58%		21	34	4	0	0
Total Votes Cast	157	100.00%		56	84	17	0	0
Overvotes	0			0	0	0	0	0
Undervotes	4			1	1	2	0	0
Contest Totals	161			57	85	19	0	0

Proposition F – City of Dallas

Vote For 1

	TOTAL	VOTE %		Election Day	Early Voting	Ballots By Mail	Provisional	Limited Ballot
For	137	86.16%		50	75	12	0	0
Against	22	13.84%		7	10	5	0	0
Total Votes Cast	159	100.00%		57	85	17	0	0
Overvotes	0			0	0	0	0	0
Undervotes	2			0	0	2	0	0
Contest Totals	161			57	85	19	0	0

Proposition G – City of Dallas

Vote For 1

	TOTAL	VOTE %		Election Day	Early Voting	Ballots By Mail	Provisional	Limited Ballot
For	86	54.43%		28	47	11	0	0
Against	72	45.57%		28	37	7	0	0
Total Votes Cast	158	100.00%		56	84	18	0	0
Overvotes	0			0	0	0	0	0
Undervotes	3			1	1	1	0	0
Contest Totals	161			57	85	19	0	0

Proposition H – City of Dallas




Vote For 1

	TOTAL	VOTE %		Election Day	Early Voting	Ballots By Mail	Provisional	Limited Ballot
For	53	33.12%		15	26	12	0	0
Against	107	66.88%		42	59	6	0	0
Total Votes Cast	160	100.00%		57	85	18	0	0
Overvotes	0			0	0	0	0	0
Undervotes	1			0	0	1	0	0
Contest Totals	161			57	85	19	0	0

PCT 084




Proposition I – City of Dallas

Vote For 1

	TOTAL	VOTE %		Election Day	Early Voting	Ballots By Mail	Provisional	Limited Ballot
For	107	67.72%		35	55	17	0	0
Against	51	32.28%		21	29	1	0	0
Total Votes Cast	158	100.00%		56	84	18	0	0
Overvotes	0			0	0	0	0	0
Undervotes	3			1	1	1	0	0
Contest Totals	161			57	85	19	0	0

Proposition J – City of Dallas

Vote For 1

	TOTAL	VOTE %		Election Day	Early Voting	Ballots By Mail	Provisional	Limited Ballot
For	140	87.50%		49	76	15	0	0
Against	20	12.50%		8	9	3	0	0
Total Votes Cast	160	100.00%		57	85	18	0	0
Overvotes	0			0	0	0	0	0
Undervotes	1			0	0	1	0	0
Contest Totals	161			57	85	19	0	0

PCT 088

Proposition A – City of Dallas

Vote For 1

	TOTAL	VOTE %		Election Day	Early Voting	Ballots By Mail	Provisional	Limited Ballot
For	26	92.86%		3	19	4	0	0
Against	2	7.14%		0	2	0	0	0
Total Votes Cast	28	100.00%		3	21	4	0	0
Overvotes	0			0	0	0	0	0
Undervotes	0			0	0	0	0	0
Contest Totals	28			3	21	4	0	0

Proposition B – City of Dallas

Vote For 1

	TOTAL	VOTE %		Election Day	Early Voting	Ballots By Mail	Provisional	Limited Ballot
For	22	78.57%		3	18	1	0	0
Against	6	21.43%		0	3	3	0	0
Total Votes Cast	28	100.00%		3	21	4	0	0
Overvotes	0			0	0	0	0	0
Undervotes	0			0	0	0	0	0
Contest Totals	28			3	21	4	0	0

Proposition C – City of Dallas

Vote For 1

	TOTAL	VOTE %		Election Day	Early Voting	Ballots By Mail	Provisional	Limited Ballot
For	14	51.85%		3	7	4	0	0
Against	13	48.15%		0	13	0	0	0
Total Votes Cast	27	100.00%		3	20	4	0	0
Overvotes	0			0	0	0	0	0
Undervotes	1			0	1	0	0	0
Contest Totals	28			3	21	4	0	0

Proposition D – City of Dallas

Vote For 1

	TOTAL	VOTE %		Election Day	Early Voting	Ballots By Mail	Provisional	Limited Ballot
For	16	64.00%		3	12	1	0	0
Against	9	36.00%		0	6	3	0	0
Total Votes Cast	25	100.00%		3	18	4	0	0
Overvotes	0			0	0	0	0	0
Undervotes	3			0	3	0	0	0
Contest Totals	28			3	21	4	0	0

PCT 088

Proposition E – City of Dallas

Vote For 1

	TOTAL	VOTE %		Election Day	Early Voting	Ballots By Mail	Provisional	Limited Ballot
For	14	56.00%		3	11	0	0	0
Against	11	44.00%		0	7	4	0	0
Total Votes Cast	25	100.00%		3	18	4	0	0
Overvotes	0			0	0	0	0	0
Undervotes	3			0	3	0	0	0
Contest Totals	28			3	21	4	0	0

Proposition F – City of Dallas

Vote For 1

	TOTAL	VOTE %		Election Day	Early Voting	Ballots By Mail	Provisional	Limited Ballot
For	20	74.07%		2	16	2	0	0
Against	7	25.93%		1	5	1	0	0
Total Votes Cast	27	100.00%		3	21	3	0	0
Overvotes	0			0	0	0	0	0
Undervotes	1			0	0	1	0	0
Contest Totals	28			3	21	4	0	0

Proposition G – City of Dallas

Vote For 1

	TOTAL	VOTE %		Election Day	Early Voting	Ballots By Mail	Provisional	Limited Ballot
For	13	52.00%		3	10	0	0	0
Against	12	48.00%		0	8	4	0	0
Total Votes Cast	25	100.00%		3	18	4	0	0
Overvotes	0			0	0	0	0	0
Undervotes	3			0	3	0	0	0
Contest Totals	28			3	21	4	0	0

Proposition H – City of Dallas




Vote For 1

	TOTAL	VOTE %		Election Day	Early Voting	Ballots By Mail	Provisional	Limited Ballot
For	8	30.77%		3	5	0	0	0
Against	18	69.23%		0	15	3	0	0
Total Votes Cast	26	100.00%		3	20	3	0	0
Overvotes	0			0	0	0	0	0
Undervotes	2			0	1	1	0	0
Contest Totals	28			3	21	4	0	0

PCT 088




Proposition I – City of Dallas

Vote For 1

	TOTAL	VOTE %		Election Day	Early Voting	Ballots By Mail	Provisional	Limited Ballot
For	16	64.00%		3	12	1	0	0
Against	9	36.00%		0	6	3	0	0
Total Votes Cast	25	100.00%		3	18	4	0	0
Overvotes	0			0	0	0	0	0
Undervotes	3			0	3	0	0	0
Contest Totals	28			3	21	4	0	0

Proposition J – City of Dallas

Vote For 1

	TOTAL	VOTE %		Election Day	Early Voting	Ballots By Mail	Provisional	Limited Ballot
For	20	71.43%		3	16	1	0	0
Against	8	28.57%		0	5	3	0	0
Total Votes Cast	28	100.00%		3	21	4	0	0
Overvotes	0			0	0	0	0	0
Undervotes	0			0	0	0	0	0
Contest Totals	28			3	21	4	0	0

PCT 104

Proposition A – City of Dallas

Vote For 1

	TOTAL	VOTE %		Election Day	Early Voting	Ballots By Mail	Provisional	Limited Ballot
For	36	76.60%		11	22	3	0	0
Against	11	23.40%		5	5	1	0	0
Total Votes Cast	47	100.00%		16	27	4	0	0
Overvotes	0			0	0	0	0	0
Undervotes	0			0	0	0	0	0
Contest Totals	47			16	27	4	0	0

Proposition B – City of Dallas

Vote For 1

	TOTAL	VOTE %		Election Day	Early Voting	Ballots By Mail	Provisional	Limited Ballot
For	32	69.57%		8	22	2	0	0
Against	14	30.43%		7	5	2	0	0
Total Votes Cast	46	100.00%		15	27	4	0	0
Overvotes	0			0	0	0	0	0
Undervotes	1			1	0	0	0	0
Contest Totals	47			16	27	4	0	0

Proposition C – City of Dallas

Vote For 1

	TOTAL	VOTE %		Election Day	Early Voting	Ballots By Mail	Provisional	Limited Ballot
For	18	38.30%		3	12	3	0	0
Against	29	61.70%		13	15	1	0	0
Total Votes Cast	47	100.00%		16	27	4	0	0
Overvotes	0			0	0	0	0	0
Undervotes	0			0	0	0	0	0
Contest Totals	47			16	27	4	0	0

Proposition D – City of Dallas




Vote For 1

	TOTAL	VOTE %		Election Day	Early Voting	Ballots By Mail	Provisional	Limited Ballot
For	28	60.87%		8	18	2	0	0
Against	18	39.13%		8	8	2	0	0
Total Votes Cast	46	100.00%		16	26	4	0	0
Overvotes	0			0	0	0	0	0
Undervotes	1			0	1	0	0	0
Contest Totals	47			16	27	4	0	0

PCT 104




Proposition E – City of Dallas

Vote For 1

	TOTAL	VOTE %		Election Day	Early Voting	Ballots By Mail	Provisional	Limited Ballot
For	27	58.70%		8	17	2	0	0
Against	19	41.30%		8	9	2	0	0
Total Votes Cast	46	100.00%		16	26	4	0	0
Overvotes	0			0	0	0	0	0
Undervotes	1			0	1	0	0	0
Contest Totals	47			16	27	4	0	0




Proposition F – City of Dallas

Vote For 1

	TOTAL	VOTE %		Election Day	Early Voting	Ballots By Mail	Provisional	Limited Ballot
For	37	78.72%		11	23	3	0	0
Against	10	21.28%		5	4	1	0	0
Total Votes Cast	47	100.00%		16	27	4	0	0
Overvotes	0			0	0	0	0	0
Undervotes	0			0	0	0	0	0
Contest Totals	47			16	27	4	0	0




Proposition G – City of Dallas

Vote For 1

	TOTAL	VOTE %		Election Day	Early Voting	Ballots By Mail	Provisional	Limited Ballot
For	27	58.70%		8	16	3	0	0
Against	19	41.30%		8	10	1	0	0
Total Votes Cast	46	100.00%		16	26	4	0	0
Overvotes	0			0	0	0	0	0
Undervotes	1			0	1	0	0	0
Contest Totals	47			16	27	4	0	0

Proposition H – City of Dallas




Vote For 1

	TOTAL	VOTE %		Election Day	Early Voting	Ballots By Mail	Provisional	Limited Ballot
For	16	34.04%		2	10	4	0	0
Against	31	65.96%		14	17	0	0	0
Total Votes Cast	47	100.00%		16	27	4	0	0
Overvotes	0			0	0	0	0	0
Undervotes	0			0	0	0	0	0
Contest Totals	47			16	27	4	0	0

PCT 104




Proposition I – City of Dallas

Vote For 1

	TOTAL	VOTE %		Election Day	Early Voting	Ballots By Mail	Provisional	Limited Ballot
For	28	62.22%		7	17	4	0	0
Against	17	37.78%		8	9	0	0	0
Total Votes Cast	45	100.00%		15	26	4	0	0
Overvotes	0			0	0	0	0	0
Undervotes	2			1	1	0	0	0
Contest Totals	47			16	27	4	0	0

Proposition J – City of Dallas

Vote For 1

	TOTAL	VOTE %		Election Day	Early Voting	Ballots By Mail	Provisional	Limited Ballot
For	35	74.47%		10	22	3	0	0
Against	12	25.53%		6	5	1	0	0
Total Votes Cast	47	100.00%		16	27	4	0	0
Overvotes	0			0	0	0	0	0
Undervotes	0			0	0	0	0	0
Contest Totals	47			16	27	4	0	0

PCT 115

Proposition A – City of Dallas

Vote For 1

	TOTAL	VOTE %		Election Day	Early Voting	Ballots By Mail	Provisional	Limited Ballot
For	155	80.73%		56	83	16	0	0
Against	37	19.27%		12	25	0	0	0
Total Votes Cast	192	100.00%		68	108	16	0	0
Overvotes	0			0	0	0	0	0
Undervotes	1			1	0	0	0	0
Contest Totals	193			69	108	16	0	0

Proposition B – City of Dallas

Vote For 1

	TOTAL	VOTE %		Election Day	Early Voting	Ballots By Mail	Provisional	Limited Ballot
For	137	71.35%		50	72	15	0	0
Against	55	28.65%		18	36	1	0	0
Total Votes Cast	192	100.00%		68	108	16	0	0
Overvotes	0			0	0	0	0	0
Undervotes	1			1	0	0	0	0
Contest Totals	193			69	108	16	0	0

Proposition C – City of Dallas

Vote For 1

	TOTAL	VOTE %		Election Day	Early Voting	Ballots By Mail	Provisional	Limited Ballot
For	81	42.41%		36	33	12	0	0
Against	110	57.59%		32	74	4	0	0
Total Votes Cast	191	100.00%		68	107	16	0	0
Overvotes	0			0	0	0	0	0
Undervotes	2			1	1	0	0	0
Contest Totals	193			69	108	16	0	0

Proposition D – City of Dallas

Vote For 1

	TOTAL	VOTE %		Election Day	Early Voting	Ballots By Mail	Provisional	Limited Ballot
For	113	61.75%		43	56	14	0	0
Against	70	38.25%		22	46	2	0	0
Total Votes Cast	183	100.00%		65	102	16	0	0
Overvotes	0			0	0	0	0	0
Undervotes	10			4	6	0	0	0
Contest Totals	193			69	108	16	0	0

PCT 115

Proposition E – City of Dallas

Vote For 1

	TOTAL	VOTE %		Election Day	Early Voting	Ballots By Mail	Provisional	Limited Ballot
For	110	59.78%		45	51	14	0	0
Against	74	40.22%		22	50	2	0	0
Total Votes Cast	184	100.00%		67	101	16	0	0
Overvotes	0			0	0	0	0	0
Undervotes	9			2	7	0	0	0
Contest Totals	193			69	108	16	0	0

Proposition F – City of Dallas

Vote For 1

	TOTAL	VOTE %		Election Day	Early Voting	Ballots By Mail	Provisional	Limited Ballot
For	138	73.02%		48	75	15	0	0
Against	51	26.98%		20	31	0	0	0
Total Votes Cast	189	100.00%		68	106	15	0	0
Overvotes	0			0	0	0	0	0
Undervotes	4			1	2	1	0	0
Contest Totals	193			69	108	16	0	0

Proposition G – City of Dallas

Vote For 1

	TOTAL	VOTE %		Election Day	Early Voting	Ballots By Mail	Provisional	Limited Ballot
For	95	51.63%		38	45	12	0	0
Against	89	48.37%		29	56	4	0	0
Total Votes Cast	184	100.00%		67	101	16	0	0
Overvotes	0			0	0	0	0	0
Undervotes	9			2	7	0	0	0
Contest Totals	193			69	108	16	0	0

Proposition H – City of Dallas




Vote For 1

	TOTAL	VOTE %		Election Day	Early Voting	Ballots By Mail	Provisional	Limited Ballot
For	72	37.50%		35	25	12	0	0
Against	120	62.50%		34	82	4	0	0
Total Votes Cast	192	100.00%		69	107	16	0	0
Overvotes	0			0	0	0	0	0
Undervotes	1			0	1	0	0	0
Contest Totals	193			69	108	16	0	0

PCT 115




Proposition I – City of Dallas

Vote For 1

	TOTAL	VOTE %		Election Day	Early Voting	Ballots By Mail	Provisional	Limited Ballot
For	120	64.86%		51	56	13	0	0
Against	65	35.14%		16	47	2	0	0
Total Votes Cast	185	100.00%		67	103	15	0	0
Overvotes	0			0	0	0	0	0
Undervotes	8			2	5	1	0	0
Contest Totals	193			69	108	16	0	0

Proposition J – City of Dallas

Vote For 1

	TOTAL	VOTE %		Election Day	Early Voting	Ballots By Mail	Provisional	Limited Ballot
For	137	71.35%		49	73	15	0	0
Against	55	28.65%		20	35	0	0	0
Total Votes Cast	192	100.00%		69	108	15	0	0
Overvotes	0			0	0	0	0	0
Undervotes	1			0	0	1	0	0
Contest Totals	193			69	108	16	0	0

PCT 132

Proposition A – City of Dallas

Vote For 1

	TOTAL	VOTE %	Election Day	Early Voting	Ballots By Mail	Provisional	Limited Ballot
For	143	83.63%	45	81	17	0	0
Against	28	16.37%	2	21	5	0	0
Total Votes Cast	171	100.00%	47	102	22	0	0
Overvotes	0		0	0	0	0	0
Undervotes	1		1	0	0	0	0
Contest Totals	172		48	102	22	0	0

Proposition B – City of Dallas

Vote For 1

	TOTAL	VOTE %	Election Day	Early Voting	Ballots By Mail	Provisional	Limited Ballot
For	130	76.02%	36	77	17	0	0
Against	41	23.98%	12	24	5	0	0
Total Votes Cast	171	100.00%	48	101	22	0	0
Overvotes	0		0	0	0	0	0
Undervotes	1		0	1	0	0	0
Contest Totals	172		48	102	22	0	0

Proposition C – City of Dallas

Vote For 1

	TOTAL	VOTE %	Election Day	Early Voting	Ballots By Mail	Provisional	Limited Ballot
For	79	45.93%	23	41	15	0	0
Against	93	54.07%	25	61	7	0	0
Total Votes Cast	172	100.00%	48	102	22	0	0
Overvotes	0		0	0	0	0	0
Undervotes	0		0	0	0	0	0
Contest Totals	172		48	102	22	0	0

Proposition D – City of Dallas

Vote For 1

	TOTAL	VOTE %	Election Day	Early Voting	Ballots By Mail	Provisional	Limited Ballot
For	110	64.71%	35	62	13	0	0
Against	60	35.29%	12	39	9	0	0
Total Votes Cast	170	100.00%	47	101	22	0	0
Overvotes	0		0	0	0	0	0
Undervotes	2		1	1	0	0	0
Contest Totals	172		48	102	22	0	0

PCT 132

Proposition E – City of Dallas

Vote For 1

	TOTAL	VOTE %		Election Day	Early Voting	Ballots By Mail	Provisional	Limited Ballot
For	101	59.41%	<div style="width: 59.41%;"><div style="width: 59.41%;"></div></div>	33	53	15	0	0
Against	69	40.59%	<div style="width: 40.59%;"><div style="width: 40.59%;"></div></div>	15	47	7	0	0
Total Votes Cast	170	100.00%	<div style="width: 100%;"><div style="width: 100%;"></div></div>	48	100	22	0	0
Overvotes	0			0	0	0	0	0
Undervotes	2			0	2	0	0	0
Contest Totals	172			48	102	22	0	0

Proposition F – City of Dallas

Vote For 1

	TOTAL	VOTE %		Election Day	Early Voting	Ballots By Mail	Provisional	Limited Ballot
For	132	77.19%	<div style="width: 77.19%;"><div style="width: 77.19%;"></div></div>	33	85	14	0	0
Against	39	22.81%	<div style="width: 22.81%;"><div style="width: 22.81%;"></div></div>	14	17	8	0	0
Total Votes Cast	171	100.00%	<div style="width: 100%;"><div style="width: 100%;"></div></div>	47	102	22	0	0
Overvotes	0			0	0	0	0	0
Undervotes	1			1	0	0	0	0
Contest Totals	172			48	102	22	0	0

Proposition G – City of Dallas

Vote For 1

	TOTAL	VOTE %		Election Day	Early Voting	Ballots By Mail	Provisional	Limited Ballot
For	89	52.35%	<div style="width: 52.35%;"><div style="width: 52.35%;"></div></div>	25	51	13	0	0
Against	81	47.65%	<div style="width: 47.65%;"><div style="width: 47.65%;"></div></div>	22	50	9	0	0
Total Votes Cast	170	100.00%	<div style="width: 100%;"><div style="width: 100%;"></div></div>	47	101	22	0	0
Overvotes	0			0	0	0	0	0
Undervotes	2			1	1	0	0	0
Contest Totals	172			48	102	22	0	0

Proposition H – City of Dallas




Vote For 1

	TOTAL	VOTE %		Election Day	Early Voting	Ballots By Mail	Provisional	Limited Ballot
For	71	41.28%	<div style="width: 41.28%;"><div style="width: 41.28%;"></div></div>	21	36	14	0	0
Against	101	58.72%	<div style="width: 58.72%;"><div style="width: 58.72%;"></div></div>	27	66	8	0	0
Total Votes Cast	172	100.00%	<div style="width: 100%;"><div style="width: 100%;"></div></div>	48	102	22	0	0
Overvotes	0			0	0	0	0	0
Undervotes	0			0	0	0	0	0
Contest Totals	172			48	102	22	0	0

PCT 132




Proposition I – City of Dallas

Vote For 1

	TOTAL	VOTE %		Election Day	Early Voting	Ballots By Mail	Provisional	Limited Ballot
For	110	65.87%		36	58	16	0	0
Against	57	34.13%		11	41	5	0	0
Total Votes Cast	167	100.00%		47	99	21	0	0
Overvotes	0			0	0	0	0	0
Undervotes	5			1	3	1	0	0
Contest Totals	172			48	102	22	0	0

Proposition J – City of Dallas

Vote For 1

	TOTAL	VOTE %		Election Day	Early Voting	Ballots By Mail	Provisional	Limited Ballot
For	134	78.82%		40	78	16	0	0
Against	36	21.18%		8	23	5	0	0
Total Votes Cast	170	100.00%		48	101	21	0	0
Overvotes	0			0	0	0	0	0
Undervotes	2			0	1	1	0	0
Contest Totals	172			48	102	22	0	0

PCT 136

Proposition A – City of Dallas

Vote For 1

	TOTAL	VOTE %	Election Day	Early Voting	Ballots By Mail	Provisional	Limited Ballot
For	138	81.18%	46	82	10	0	0
Against	32	18.82%	14	18	0	0	0
Total Votes Cast	170	100.00%	60	100	10	0	0
Overvotes	0		0	0	0	0	0
Undervotes	2		0	0	2	0	0
Contest Totals	172		60	100	12	0	0

Proposition B – City of Dallas

Vote For 1

	TOTAL	VOTE %	Election Day	Early Voting	Ballots By Mail	Provisional	Limited Ballot
For	125	73.96%	39	78	8	0	0
Against	44	26.04%	20	22	2	0	0
Total Votes Cast	169	100.00%	59	100	10	0	0
Overvotes	0		0	0	0	0	0
Undervotes	3		1	0	2	0	0
Contest Totals	172		60	100	12	0	0

Proposition C – City of Dallas

Vote For 1

	TOTAL	VOTE %	Election Day	Early Voting	Ballots By Mail	Provisional	Limited Ballot
For	64	37.87%	20	36	8	0	0
Against	105	62.13%	39	64	2	0	0
Total Votes Cast	169	100.00%	59	100	10	0	0
Overvotes	0		0	0	0	0	0
Undervotes	3		1	0	2	0	0
Contest Totals	172		60	100	12	0	0

Proposition D – City of Dallas

Vote For 1

	TOTAL	VOTE %	Election Day	Early Voting	Ballots By Mail	Provisional	Limited Ballot
For	105	62.87%	34	64	7	0	0
Against	62	37.13%	25	34	3	0	0
Total Votes Cast	167	100.00%	59	98	10	0	0
Overvotes	0		0	0	0	0	0
Undervotes	5		1	2	2	0	0
Contest Totals	172		60	100	12	0	0

PCT 136

Proposition E – City of Dallas

Vote For 1

	TOTAL	VOTE %		Election Day	Early Voting	Ballots By Mail	Provisional	Limited Ballot
For	84	50.30%		28	49	7	0	0
Against	83	49.70%		31	49	3	0	0
Total Votes Cast	167	100.00%		59	98	10	0	0
Overvotes	0			0	0	0	0	0
Undervotes	5			1	2	2	0	0
Contest Totals	172			60	100	12	0	0

Proposition F – City of Dallas

Vote For 1

	TOTAL	VOTE %		Election Day	Early Voting	Ballots By Mail	Provisional	Limited Ballot
For	136	80.47%		45	82	9	0	0
Against	33	19.53%		15	17	1	0	0
Total Votes Cast	169	100.00%		60	99	10	0	0
Overvotes	0			0	0	0	0	0
Undervotes	3			0	1	2	0	0
Contest Totals	172			60	100	12	0	0

Proposition G – City of Dallas

Vote For 1

	TOTAL	VOTE %		Election Day	Early Voting	Ballots By Mail	Provisional	Limited Ballot
For	69	41.57%		25	37	7	0	0
Against	97	58.43%		33	61	3	0	0
Total Votes Cast	166	100.00%		58	98	10	0	0
Overvotes	0			0	0	0	0	0
Undervotes	6			2	2	2	0	0
Contest Totals	172			60	100	12	0	0

Proposition H – City of Dallas

Vote For 1

	TOTAL	VOTE %		Election Day	Early Voting	Ballots By Mail	Provisional	Limited Ballot
For	56	33.14%		21	28	7	0	0
Against	113	66.86%		38	72	3	0	0
Total Votes Cast	169	100.00%		59	100	10	0	0
Overvotes	0			0	0	0	0	0
Undervotes	3			1	0	2	0	0
Contest Totals	172			60	100	12	0	0

PCT 136

Proposition I – City of Dallas

Vote For 1

	TOTAL	VOTE %		Election Day	Early Voting	Ballots By Mail	Provisional	Limited Ballot
For	90	54.22%		31	50	9	0	0
Against	76	45.78%		27	47	2	0	0
Total Votes Cast	166	100.00%		58	97	11	0	0
Overvotes	0			0	0	0	0	0
Undervotes	6			2	3	1	0	0
Contest Totals	172			60	100	12	0	0

Proposition J – City of Dallas

Vote For 1

	TOTAL	VOTE %		Election Day	Early Voting	Ballots By Mail	Provisional	Limited Ballot
For	128	75.74%		45	74	9	0	0
Against	41	24.26%		14	25	2	0	0
Total Votes Cast	169	100.00%		59	99	11	0	0
Overvotes	0			0	0	0	0	0
Undervotes	3			1	1	1	0	0
Contest Totals	172			60	100	12	0	0

PCT 142

Proposition A – City of Dallas

Vote For 1

	TOTAL	VOTE %	Election Day	Early Voting	Ballots By Mail	Provisional	Limited Ballot
For	206	83.74%	60	125	21	0	0
Against	40	16.26%	15	23	2	0	0
Total Votes Cast	246	100.00%	75	148	23	0	0
Overvotes	0		0	0	0	0	0
Undervotes	0		0	0	0	0	0
Contest Totals	246		75	148	23	0	0

Proposition B – City of Dallas

Vote For 1

	TOTAL	VOTE %	Election Day	Early Voting	Ballots By Mail	Provisional	Limited Ballot
For	186	75.61%	54	114	18	0	0
Against	60	24.39%	21	34	5	0	0
Total Votes Cast	246	100.00%	75	148	23	0	0
Overvotes	0		0	0	0	0	0
Undervotes	0		0	0	0	0	0
Contest Totals	246		75	148	23	0	0

Proposition C – City of Dallas

Vote For 1

	TOTAL	VOTE %	Election Day	Early Voting	Ballots By Mail	Provisional	Limited Ballot
For	109	44.31%	44	50	15	0	0
Against	137	55.69%	31	98	8	0	0
Total Votes Cast	246	100.00%	75	148	23	0	0
Overvotes	0		0	0	0	0	0
Undervotes	0		0	0	0	0	0
Contest Totals	246		75	148	23	0	0

Proposition D – City of Dallas

Vote For 1

	TOTAL	VOTE %	Election Day	Early Voting	Ballots By Mail	Provisional	Limited Ballot
For	165	69.62%	50	99	16	0	0
Against	72	30.38%	22	44	6	0	0
Total Votes Cast	237	100.00%	72	143	22	0	0
Overvotes	0		0	0	0	0	0
Undervotes	9		3	5	1	0	0
Contest Totals	246		75	148	23	0	0

PCT 142

Proposition E – City of Dallas

Vote For 1

	TOTAL	VOTE %		Election Day	Early Voting	Ballots By Mail	Provisional	Limited Ballot
For	136	57.14%		43	82	11	0	0
Against	102	42.86%		30	61	11	0	0
Total Votes Cast	238	100.00%		73	143	22	0	0
Overvotes	0			0	0	0	0	0
Undervotes	8			2	5	1	0	0
Contest Totals	246			75	148	23	0	0

Proposition F – City of Dallas

Vote For 1

	TOTAL	VOTE %		Election Day	Early Voting	Ballots By Mail	Provisional	Limited Ballot
For	178	72.65%		45	112	21	0	0
Against	67	27.35%		30	35	2	0	0
Total Votes Cast	245	100.00%		75	147	23	0	0
Overvotes	0			0	0	0	0	0
Undervotes	1			0	1	0	0	0
Contest Totals	246			75	148	23	0	0

Proposition G – City of Dallas

Vote For 1

	TOTAL	VOTE %		Election Day	Early Voting	Ballots By Mail	Provisional	Limited Ballot
For	122	51.69%		44	70	8	0	0
Against	114	48.31%		28	74	12	0	0
Total Votes Cast	236	100.00%		72	144	20	0	0
Overvotes	0			0	0	0	0	0
Undervotes	10			3	4	3	0	0
Contest Totals	246			75	148	23	0	0

Proposition H – City of Dallas




Vote For 1

	TOTAL	VOTE %		Election Day	Early Voting	Ballots By Mail	Provisional	Limited Ballot
For	88	35.77%		35	42	11	0	0
Against	158	64.23%		40	106	12	0	0
Total Votes Cast	246	100.00%		75	148	23	0	0
Overvotes	0			0	0	0	0	0
Undervotes	0			0	0	0	0	0
Contest Totals	246			75	148	23	0	0

PCT 142




Proposition I – City of Dallas

Vote For 1

	TOTAL	VOTE %		Election Day	Early Voting	Ballots By Mail	Provisional	Limited Ballot
For	151	63.18%		54	80	17	0	0
Against	88	36.82%		19	64	5	0	0
Total Votes Cast	239	100.00%		73	144	22	0	0
Overvotes	0			0	0	0	0	0
Undervotes	7			2	4	1	0	0
Contest Totals	246			75	148	23	0	0

Proposition J – City of Dallas

Vote For 1

	TOTAL	VOTE %		Election Day	Early Voting	Ballots By Mail	Provisional	Limited Ballot
For	189	77.14%		53	115	21	0	0
Against	56	22.86%		21	33	2	0	0
Total Votes Cast	245	100.00%		74	148	23	0	0
Overvotes	0			0	0	0	0	0
Undervotes	1			1	0	0	0	0
Contest Totals	246			75	148	23	0	0

PCT 164

Proposition A – City of Dallas

Vote For 1

	TOTAL	VOTE %	Election Day	Early Voting	Ballots By Mail	Provisional	Limited Ballot
For	277	91.12%	36	69	169	3	0
Against	27	8.88%	8	6	13	0	0
Total Votes Cast	304	100.00%	44	75	182	3	0
Overvotes	0		0	0	0	0	0
Undervotes	2		0	0	2	0	0
Contest Totals	306		44	75	184	3	0

Proposition B – City of Dallas

Vote For 1

	TOTAL	VOTE %	Election Day	Early Voting	Ballots By Mail	Provisional	Limited Ballot
For	238	79.87%	35	63	137	3	0
Against	60	20.13%	9	12	39	0	0
Total Votes Cast	298	100.00%	44	75	176	3	0
Overvotes	0		0	0	0	0	0
Undervotes	8		0	0	8	0	0
Contest Totals	306		44	75	184	3	0

Proposition C – City of Dallas

Vote For 1

	TOTAL	VOTE %	Election Day	Early Voting	Ballots By Mail	Provisional	Limited Ballot
For	192	64.21%	17	28	146	1	0
Against	107	35.79%	27	46	32	2	0
Total Votes Cast	299	100.00%	44	74	178	3	0
Overvotes	0		0	0	0	0	0
Undervotes	7		0	1	6	0	0
Contest Totals	306		44	75	184	3	0

Proposition D – City of Dallas

Vote For 1

	TOTAL	VOTE %	Election Day	Early Voting	Ballots By Mail	Provisional	Limited Ballot
For	214	72.79%	30	54	127	3	0
Against	80	27.21%	14	20	46	0	0
Total Votes Cast	294	100.00%	44	74	173	3	0
Overvotes	0		0	0	0	0	0
Undervotes	12		0	1	11	0	0
Contest Totals	306		44	75	184	3	0

PCT 164

Proposition E – City of Dallas

Vote For 1

	TOTAL	VOTE %		Election Day	Early Voting	Ballots By Mail	Provisional	Limited Ballot
For	180	61.86%		25	48	104	3	0
Against	111	38.14%		19	26	66	0	0
Total Votes Cast	291	100.00%		44	74	170	3	0
Overvotes	0			0	0	0	0	0
Undervotes	15			0	1	14	0	0
Contest Totals	306			44	75	184	3	0

Proposition F – City of Dallas

Vote For 1

	TOTAL	VOTE %		Election Day	Early Voting	Ballots By Mail	Provisional	Limited Ballot
For	264	88.59%		34	67	160	3	0
Against	34	11.41%		10	8	16	0	0
Total Votes Cast	298	100.00%		44	75	176	3	0
Overvotes	0			0	0	0	0	0
Undervotes	8			0	0	8	0	0
Contest Totals	306			44	75	184	3	0

Proposition G – City of Dallas

Vote For 1

	TOTAL	VOTE %		Election Day	Early Voting	Ballots By Mail	Provisional	Limited Ballot
For	173	60.07%		23	40	107	3	0
Against	115	39.93%		20	33	62	0	0
Total Votes Cast	288	100.00%		43	73	169	3	0
Overvotes	0			0	0	0	0	0
Undervotes	18			1	2	15	0	0
Contest Totals	306			44	75	184	3	0

Proposition H – City of Dallas




Vote For 1

	TOTAL	VOTE %		Election Day	Early Voting	Ballots By Mail	Provisional	Limited Ballot
For	168	56.57%		18	26	123	1	0
Against	129	43.43%		26	49	52	2	0
Total Votes Cast	297	100.00%		44	75	175	3	0
Overvotes	0			0	0	0	0	0
Undervotes	9			0	0	9	0	0
Contest Totals	306			44	75	184	3	0

PCT 164




Proposition I – City of Dallas

Vote For 1

	TOTAL	VOTE %		Election Day	Early Voting	Ballots By Mail	Provisional	Limited Ballot
For	226	76.35%		25	48	150	3	0
Against	70	23.65%		19	24	27	0	0
Total Votes Cast	296	100.00%		44	72	177	3	0
Overvotes	0			0	0	0	0	0
Undervotes	10			0	3	7	0	0
Contest Totals	306			44	75	184	3	0

Proposition J – City of Dallas

Vote For 1

	TOTAL	VOTE %		Election Day	Early Voting	Ballots By Mail	Provisional	Limited Ballot
For	259	86.33%		36	65	155	3	0
Against	41	13.67%		8	9	24	0	0
Total Votes Cast	300	100.00%		44	74	179	3	0
Overvotes	0			0	0	0	0	0
Undervotes	6			0	1	5	0	0
Contest Totals	306			44	75	184	3	0

LB 3

Proposition A – City of Dallas

Vote For 1

	TOTAL	VOTE %	Election Day	Early Voting	Ballots By Mail	Provisional	Limited Ballot
For	0		0	0	0	0	0
Against	0		0	0	0	0	0
Total Votes Cast	0		0	0	0	0	0
Overvotes	0		0	0	0	0	0
Undervotes	0		0	0	0	0	0
Contest Totals	0		0	0	0	0	0

Proposition B – City of Dallas

Vote For 1

	TOTAL	VOTE %	Election Day	Early Voting	Ballots By Mail	Provisional	Limited Ballot
For	0		0	0	0	0	0
Against	0		0	0	0	0	0
Total Votes Cast	0		0	0	0	0	0
Overvotes	0		0	0	0	0	0
Undervotes	0		0	0	0	0	0
Contest Totals	0		0	0	0	0	0

Proposition C – City of Dallas

Vote For 1

	TOTAL	VOTE %	Election Day	Early Voting	Ballots By Mail	Provisional	Limited Ballot
For	0		0	0	0	0	0
Against	0		0	0	0	0	0
Total Votes Cast	0		0	0	0	0	0
Overvotes	0		0	0	0	0	0
Undervotes	0		0	0	0	0	0
Contest Totals	0		0	0	0	0	0

Proposition D – City of Dallas

Vote For 1

	TOTAL	VOTE %	Election Day	Early Voting	Ballots By Mail	Provisional	Limited Ballot
For	0		0	0	0	0	0
Against	0		0	0	0	0	0
Total Votes Cast	0		0	0	0	0	0
Overvotes	0		0	0	0	0	0
Undervotes	0		0	0	0	0	0
Contest Totals	0		0	0	0	0	0

LB 3

Proposition E – City of Dallas

Vote For 1

	TOTAL	VOTE %	Election Day	Early Voting	Ballots By Mail	Provisional	Limited Ballot
For	0		0	0	0	0	0
Against	0		0	0	0	0	0
Total Votes Cast	0		0	0	0	0	0
Overvotes	0		0	0	0	0	0
Undervotes	0		0	0	0	0	0
Contest Totals	0		0	0	0	0	0

Proposition F – City of Dallas

Vote For 1

	TOTAL	VOTE %	Election Day	Early Voting	Ballots By Mail	Provisional	Limited Ballot
For	0		0	0	0	0	0
Against	0		0	0	0	0	0
Total Votes Cast	0		0	0	0	0	0
Overvotes	0		0	0	0	0	0
Undervotes	0		0	0	0	0	0
Contest Totals	0		0	0	0	0	0

Proposition G – City of Dallas

Vote For 1

	TOTAL	VOTE %	Election Day	Early Voting	Ballots By Mail	Provisional	Limited Ballot
For	0		0	0	0	0	0
Against	0		0	0	0	0	0
Total Votes Cast	0		0	0	0	0	0
Overvotes	0		0	0	0	0	0
Undervotes	0		0	0	0	0	0
Contest Totals	0		0	0	0	0	0

Proposition H – City of Dallas

Vote For 1

	TOTAL	VOTE %	Election Day	Early Voting	Ballots By Mail	Provisional	Limited Ballot
For	0		0	0	0	0	0
Against	0		0	0	0	0	0
Total Votes Cast	0		0	0	0	0	0
Overvotes	0		0	0	0	0	0
Undervotes	0		0	0	0	0	0
Contest Totals	0		0	0	0	0	0

LB 3

Proposition I – City of Dallas

Vote For 1

	TOTAL	VOTE %	Election Day	Early Voting	Ballots By Mail	Provisional	Limited Ballot
For	0		0	0	0	0	0
Against	0		0	0	0	0	0
Total Votes Cast	0		0	0	0	0	0
Overvotes	0		0	0	0	0	0
Undervotes	0		0	0	0	0	0
Contest Totals	0		0	0	0	0	0

Proposition J – City of Dallas

Vote For 1

	TOTAL	VOTE %	Election Day	Early Voting	Ballots By Mail	Provisional	Limited Ballot
For	0		0	0	0	0	0
Against	0		0	0	0	0	0
Total Votes Cast	0		0	0	0	0	0
Overvotes	0		0	0	0	0	0
Undervotes	0		0	0	0	0	0
Contest Totals	0		0	0	0	0	0